



PRESIDENCY OF
THE REPUBLIC OF TÜRKİYE
**INVESTMENT
OFFICE**

July 2023

INVESTING IN INFRASTRUCTURE & PPP PROJECTS IN TÜRKİYE?

INVEST.GOV.TR

AGENDA



**EXECUTIVE
SUMMARY**



NEED FOR
INFRASTRUCTURE
INVESTMENT



TRACK RECORD

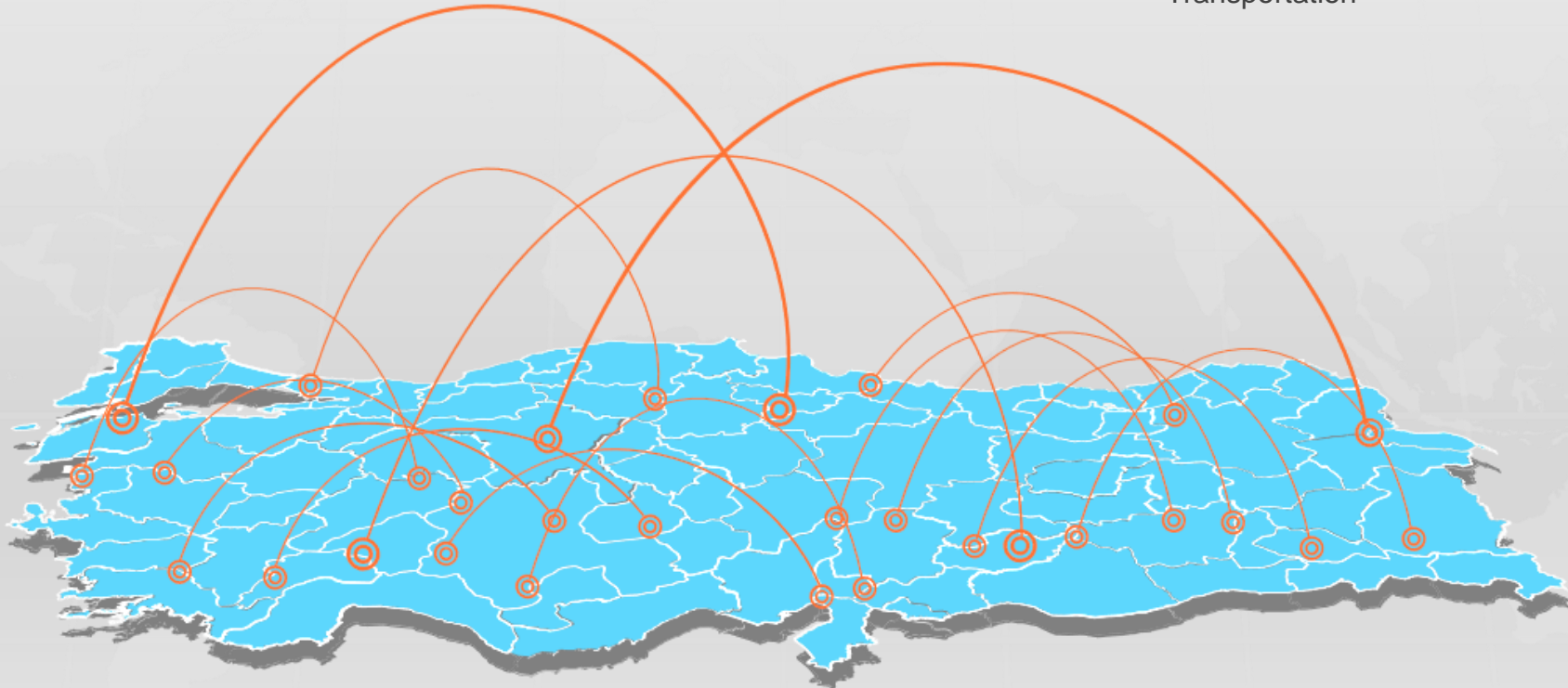


OPPORTUNITIES

- Healthcare
- Transportation



FAVORABLE
INVESTMENT
CLIMATE





10 reasons to invest in Türkiye



ROBUST
ECONOMY



DOMESTIC
+ ACCESSIBLE
MARKETS



STRATEGIC
LOCATION



FAVOURABLE
DEMOGRAPHICS



SKILLED
AND
COMPETITIVE
LABOR FORCE



CONTINUOUS
REFORM PROCESS



BUSINESS-FRIENDLINESS



LUCRATIVE
INCENTIVES



BENIGN R&D
ECOSYSTEM



SECTORAL
OPPORTUNITIES

EXECUTIVE SUMMARY

TÜRKİYE HAS A STRONG CASE FOR INVESTMENT IN INFRASTRUCTURE



Investment Need for Development

- Turkish economy is robustly growing with an average annual GDP growth rate of 5.4%.
- Türkiye's 85.3 million strong population is growing with additional 1 million people every year coupled with a rapid urbanization process which has resulted in more than 24 urban centers with populations over 1 million.
- Türkiye's growing trade volume and strategic location compels Türkiye to develop its infrastructure.

Track Record with Significant Opportunities in the Pipeline

- Türkiye has implemented \$195 Billion worth of Public Private Partnership (PPP) projects in a variety of sectors. This trend has picked up in recent years with a bright prospect.
- Türkiye has set ambitious targets to upgrade its infrastructure.
- From transportation to healthcare and energy, ample opportunities are available in the pipeline.

Favorable Investment Climate

- Türkiye has a favorable investment legislation for PPP investments that can be realized through various models, such as build-operate, build-operate-transfer, transfer of operational rights, etc.
- Türkiye's investment climate is further strengthened by domestic and international laws that protect investments and provide international arbitration.
- Türkiye's macroeconomic policies, investments and more importantly, strong public finance management support PPP investments that require guaranteed purchase.

AGENDA



EXECUTIVE
SUMMARY



**NEED FOR
INFRASTRUCTURE
INVESTMENT**



TRACK RECORD



OPPORTUNITIES

- Healthcare
- Transportation



FAVORABLE
INVESTMENT
CLIMATE



INFRASTRUCTURE NEED

TÜRKİYE'S INVESTMENT NEED IN INFRASTRUCTURE IS DRIVEN BY SEVERAL FACTORS



5.4%

GDP GROWTH
PER YEAR

GROWING ECONOMY

Turkish economy has been robustly growing with an average annual GDP growth rate of 5.4 from 2002 to 2022

85.3

MILLION
2022

GROWING POPULATION

Türkiye's population has been rapidly growing by 1 million every year

\$612

BILLION
TRADE
VOLUME

GROWING TRADE

Türkiye's foreign trade volume has increased from \$88 billion in 2002 to \$612 billion in 2022

24

URBAN CENTERS
WITH POPULATIONS
OVER
1 MILLION

URBANIZATION

As Turkish economy has developed, people from rural areas have migrated to urban centers



STRATEGIC LOCATION

Türkiye is strategically located in the proximity of energy resources and trade routes

η

GROWING NEED FOR EFFICIENCY

In order to maintain competitiveness, Türkiye needs to enhance efficiency and productivity by investing in infrastructure



11th largest economy in the World

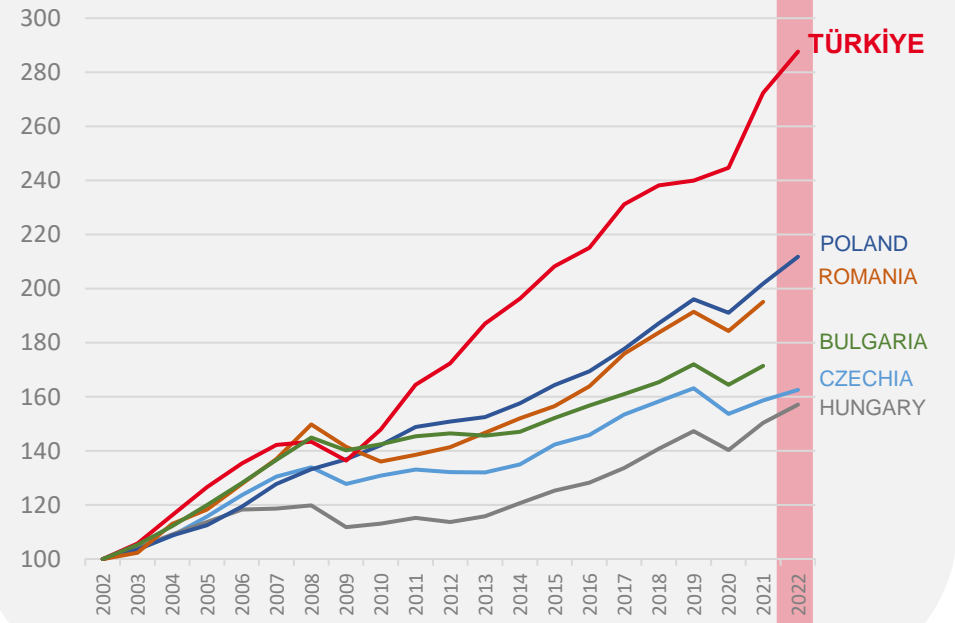
RANKING OF ECONOMIES BY GDP AT PPP

2003	2019	2022
1. USA	1. CHINA	1. CHINA
2. CHINA	2. USA	2. USA
3. JAPAN	3. INDIA	3. INDIA
4. GERMANY	4. JAPAN	4. JAPAN
5. INDIA	5. GERMANY	5. GERMANY
6. RUSSIA	6. RUSSIA	6. RUSSIA
7. FRANCE	7. INDONESIA	7. INDONESIA
8. UK	8. BRAZIL	8. BRAZIL
9. BRAZIL	9. UK	9. UK
10. ITALY	10. FRANCE	10. FRANCE
11. MEXICO	11. MEXICO	11. TÜRKİYE
12. INDONESIA	12. ITALY	12. ITALY
13. SPAIN	13. TÜRKİYE	13. MEXICO
14. CANADA	14. S.KOREA	14. KOREA
15. S.KOREA	15. SPAIN	15. CANADA
16. S.ARBABIA	16. CANADA	16. SPAIN
17. IRAN	17. S.ARBABIA	17. S.ARBABIA
18. TÜRKİYE	18. IRAN	18. EGYPT

AVERAGE ANNUAL GDP GROWTH (%) 2002-2022



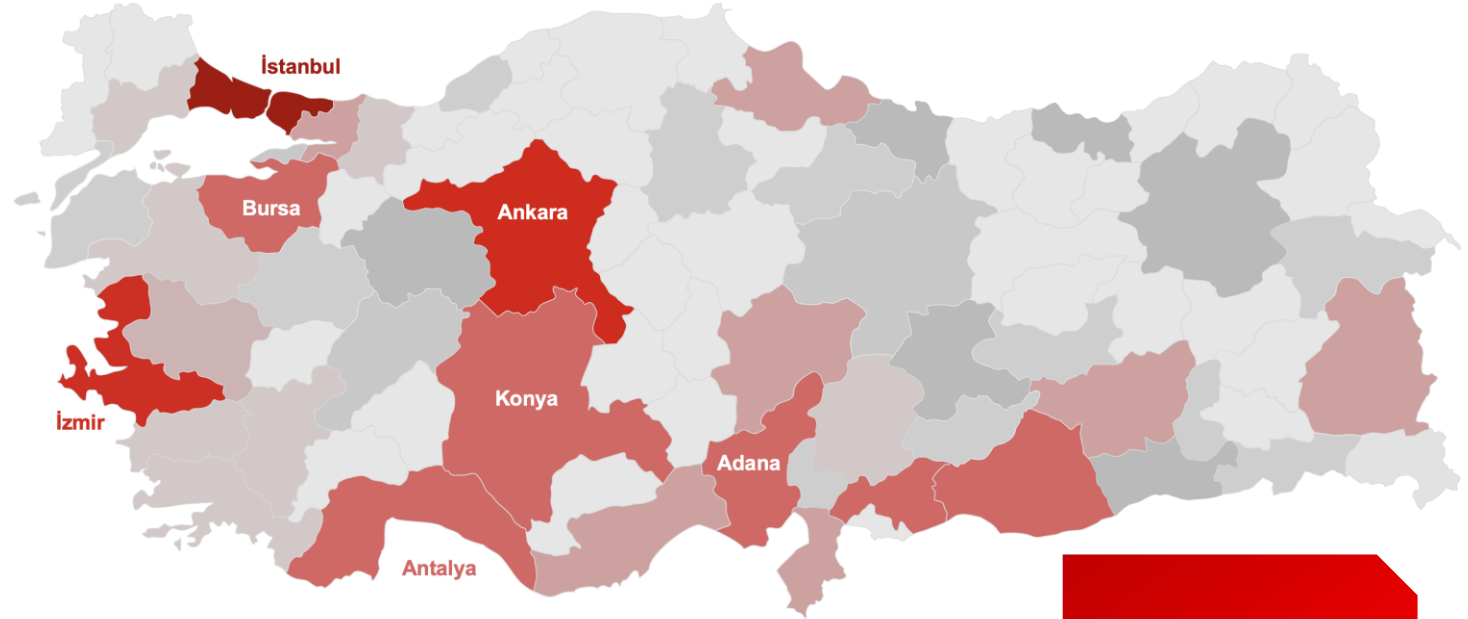
REAL GDP GROWTH (INDEX: 2002=100)





Total Population in 2022 **85.3 Million**

İstanbul	15.9 Million	Denizli	1.1 Million
Ankara	5.8 Million	Muğla	1 Million
İzmir	4.5 Million	Eskişehir	0.9 Million
Bursa	3.2 Million	Mardin	0.9 Million
Antalya	2.7 Million	Trabzon	0.8 Million
Konya	2.3 Million	Malatya	0.8 Million
Adana	2.3 Million	Ordu	0.8 Million
Şanlıurfa	2.2 Million	Erzurum	0.7 Million
Gaziantep	2.2 Million	Afyonkarahisar	0.7 Million
Kocaeli	2.1 Million	Sivas	0.6 Million
Mersin	1.9 Million	Adıyaman	0.6 Million
Diyarbakır	1.8 Million	Batman	0.6 Million
Hatay	1.7 Million	Tokat	0.6 Million
Manisa	1.5 Million	Zonguldak	0.6 Million
Kayseri	1.4 Million	Elazığ	0.6 Million
Samsun	1.4 Million	Kütahya	0.6 Million
Balıkesir	1.3 Million	Çanakkale	0.6 Million
Kahramanmaraş	1.2 Million	Osmaniye	0.6 Million
Van	1.1 Million	Şırnak	0.6 Million
Aydın	1.1 Million	Çorum	0.5 Million
Tekirdağ	1.1 Million	Ağrı	0.5 Million
Sakarya	1.1 Million		



24 urban centers
With Populations
over 1 million

STRATEGIC LOCATION

HUB FOR MULTINATIONALS TO MANUFACTURE, EXPORT AND MANAGE



Working Hours Intersect with 16 Time Zones

- PROXIMITY TO MAJOR MARKETS**
1.3 billion people and \$28T GDP in Europe, MENA and Central Asia at 4 hour flight-distance
- CONNECTIVITY**
Turkish Airlines connects you to 342 destinations in 121 countries
- MANUFACTURING & EXPORT HUB FOR MULTINATIONALS**
- AS WELL AS MANAGEMENT HUB FOR MULTINATIONALS**

Cargill
66 countries

Microsoft
70 countries

Nestlé
Production base for MENA

BOSS HUGO BOSS
Its largest production facility worldwide

B/S/H/
89 countries

GE Healthcare
22 countries

KNAUF
80 countries

TOYOTA
Exporting 85% of its production

Ford
- Exporting 87% of its production

SANOFI
14 countries

gsk
30 countries

INFRASTRUCTURE NEED

TÜRKİYE HAS A SIGNIFICANT INVESTMENT NEED IN INFRASTRUCTURE DEVELOPMENT



2022-2040

\$569 Billion

Investment current trends

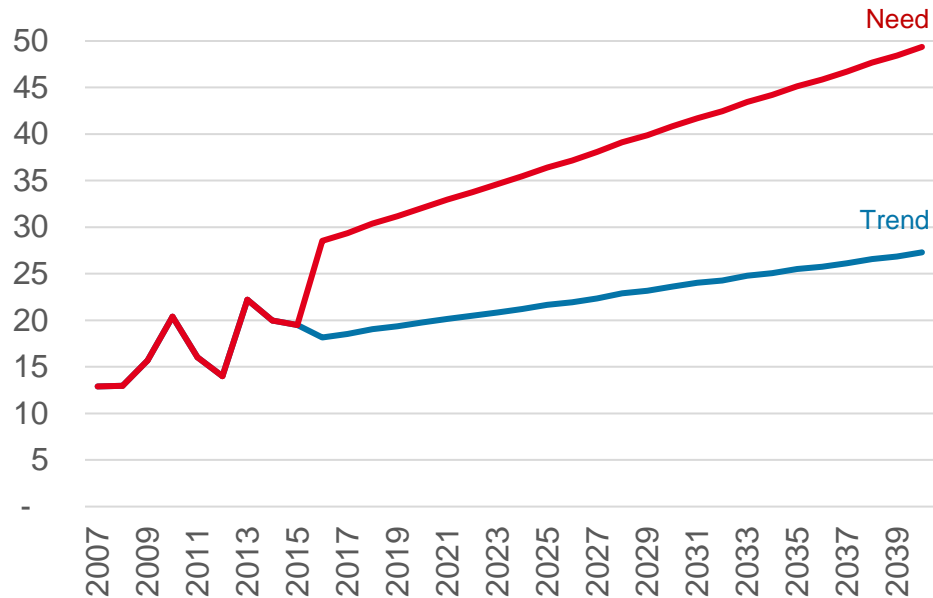
\$975 Billion

Investment needed

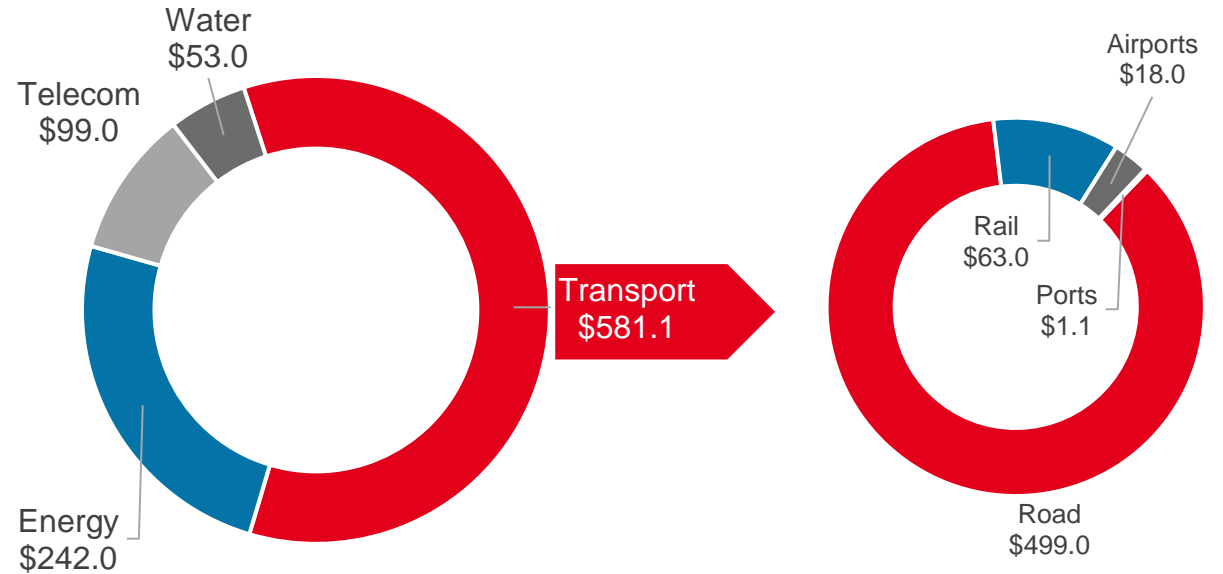
\$405 Billion

Investment gap

Türkiye's Infrastructure Current Trends and Need (\$Billion)



Investment Need by Sector (2022-2040)




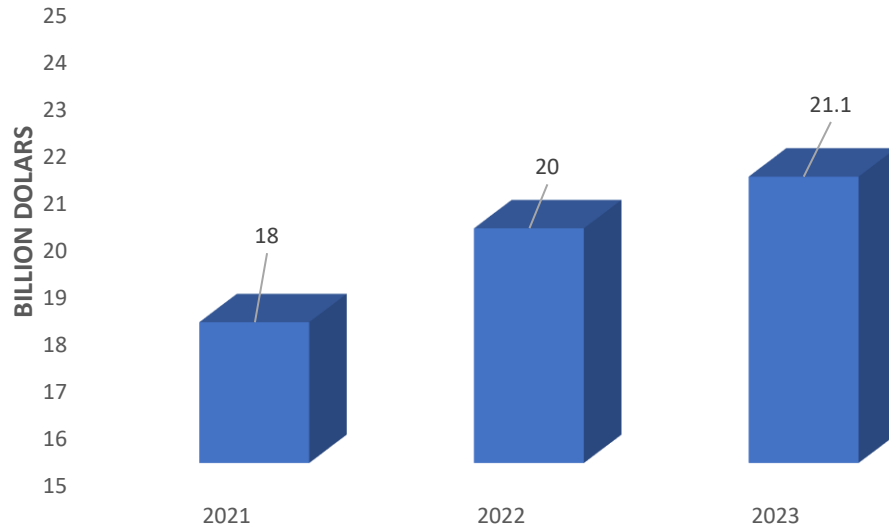
Investment Gap by Sector: \$335 bn in Road, \$48 bn in Energy, \$19 bn in Rail, \$2.2 in Water, \$0.66 bn in Airports

PUBLIC INVESTMENT BUDGET

THE TURKISH GOVERNMENT HAS STEADILY INCREASED ITS PUBLIC INVESTMENT BUDGET BETWEEN 2021-2023 DESPITE THE PANDEMIC.




Public Investment Budget




Increase in Investment Budget

Transportation, R&D, health and education sectors has the biggest jumps compared to other sectors.



Carefully Selected Pipeline

Project selection will be extra important in the post-covid era so prioritization and rationalization has begun in the Public Investment Program.



Coherence Between Macroeconomic Policies and Infrastructure Investments

Projects that not only financially more viable compared to traditional procurement but also more resilient by creating value to future generations will be prioritized. Affordability will be crucial.

AGENDA



EXECUTIVE
SUMMARY



NEED FOR
INFRASTRUCTURE
INVESTMENT



TRACK RECORD

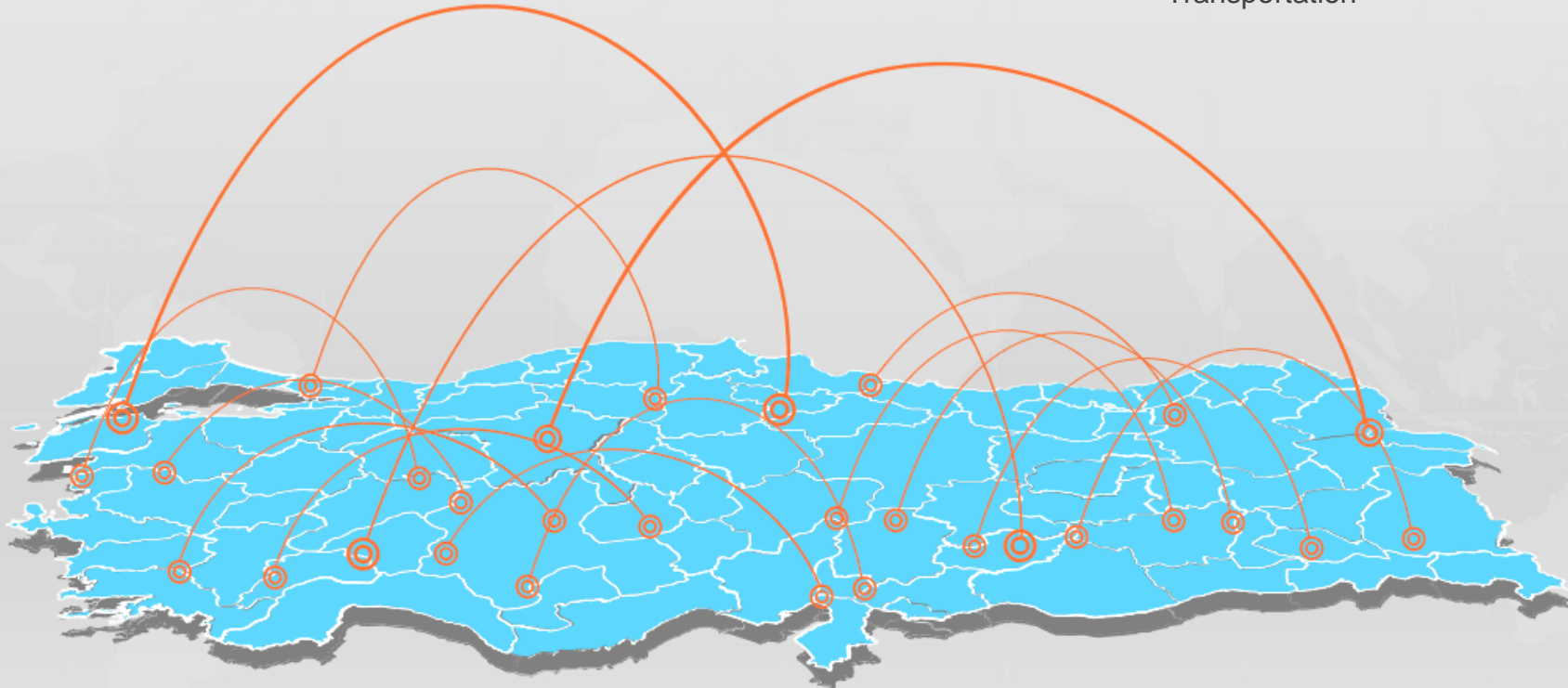


OPPORTUNITIES

- Healthcare
- Transportation



FAVORABLE
INVESTMENT
CLIMATE

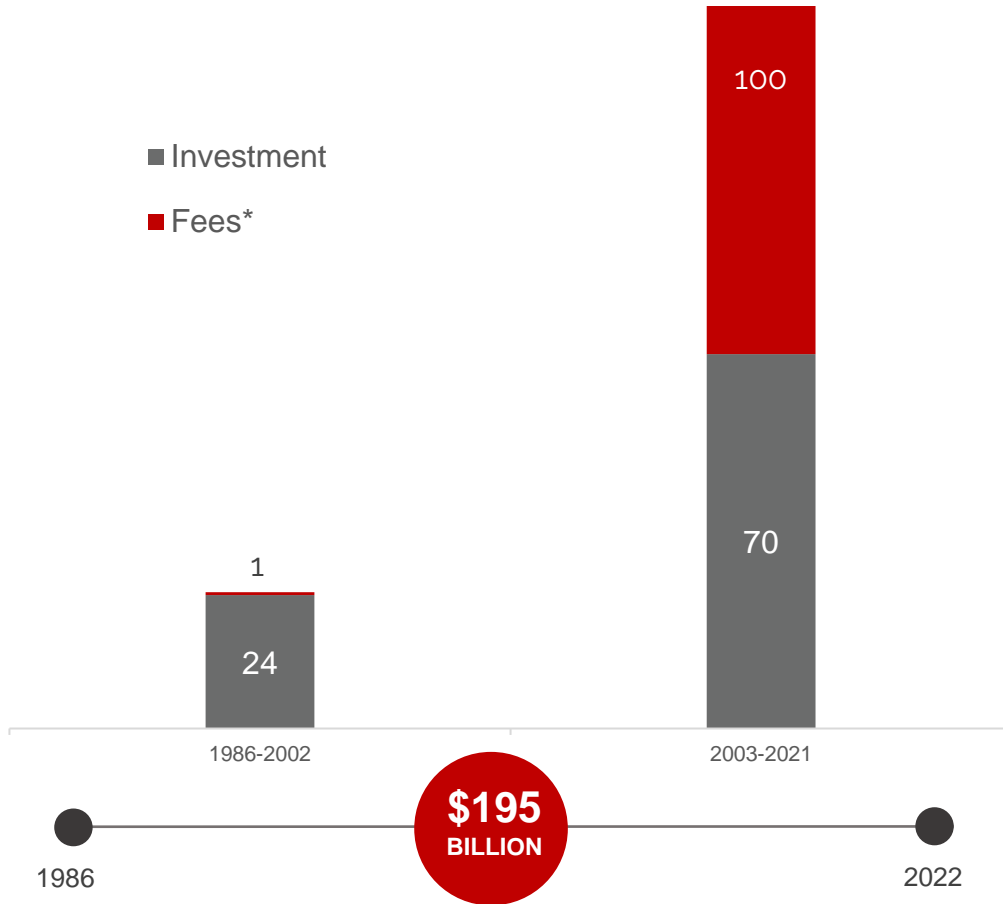


TURKISH PPP MARKET

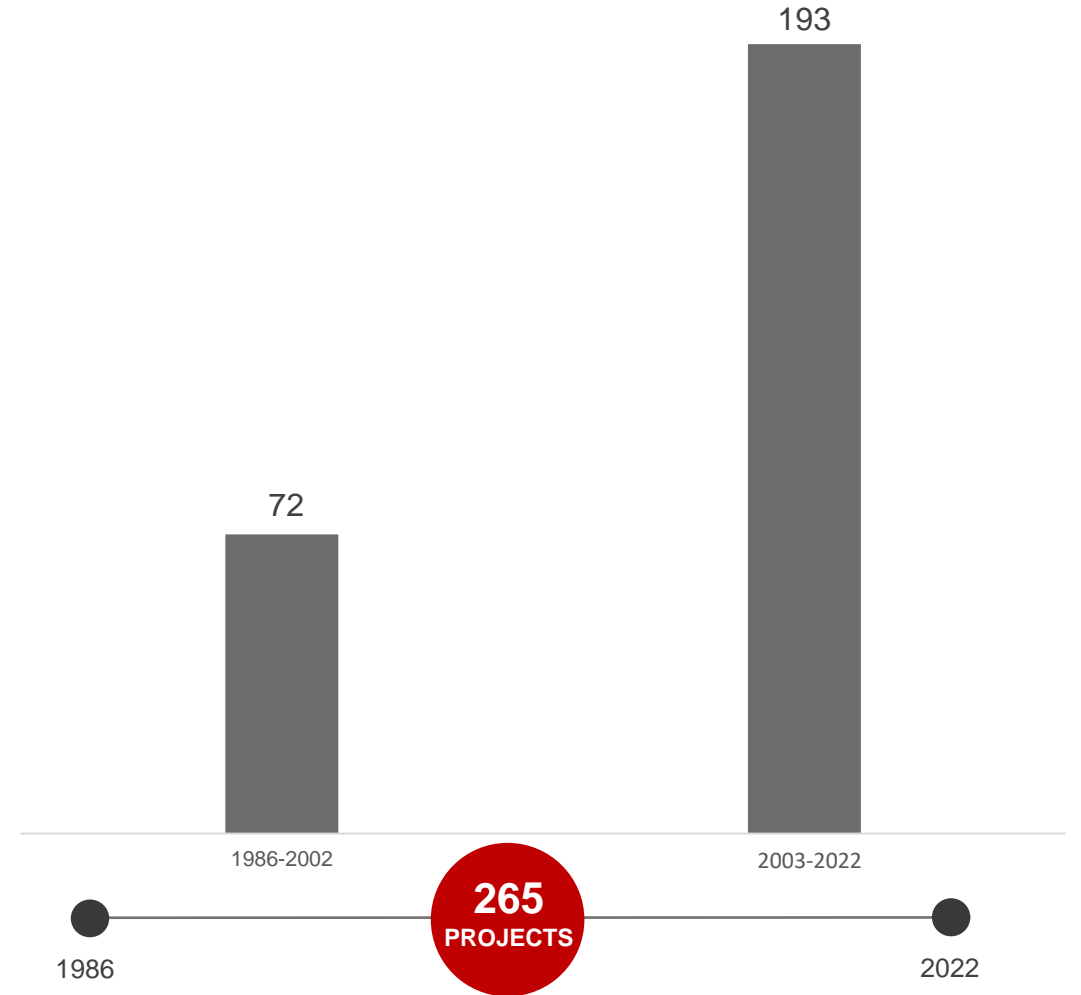
FOR THE LAST 19 YEARS, USE OF PPP MODELS INCREASED AS AN ALTERNATIVE TO PUBLIC PROCUREMENT



PPP Contracts in Türkiye (\$ Billion**)



Number of PPP Projects in Türkiye



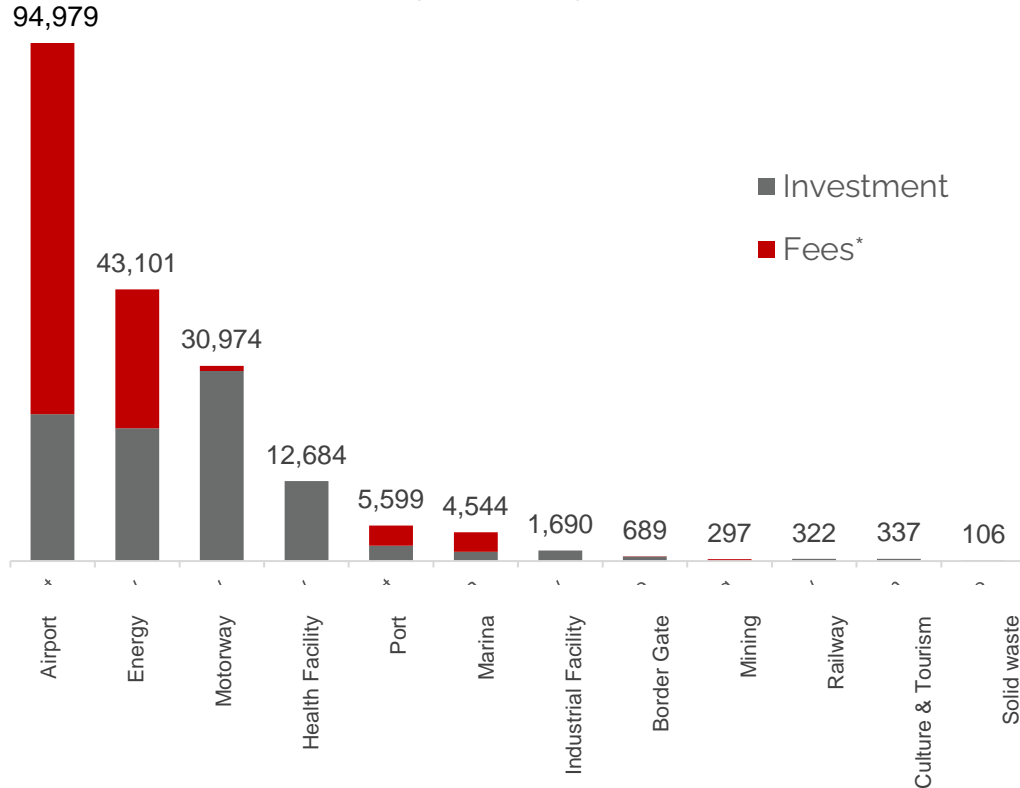
TURKISH PPP MARKET

TRANSPORTATION AND ENERGY INFRASTRUCTURE PROJECTS DOMINATE THE PPP MARKET IN TÜRKİYE



Breakdown of the PPP Contracts

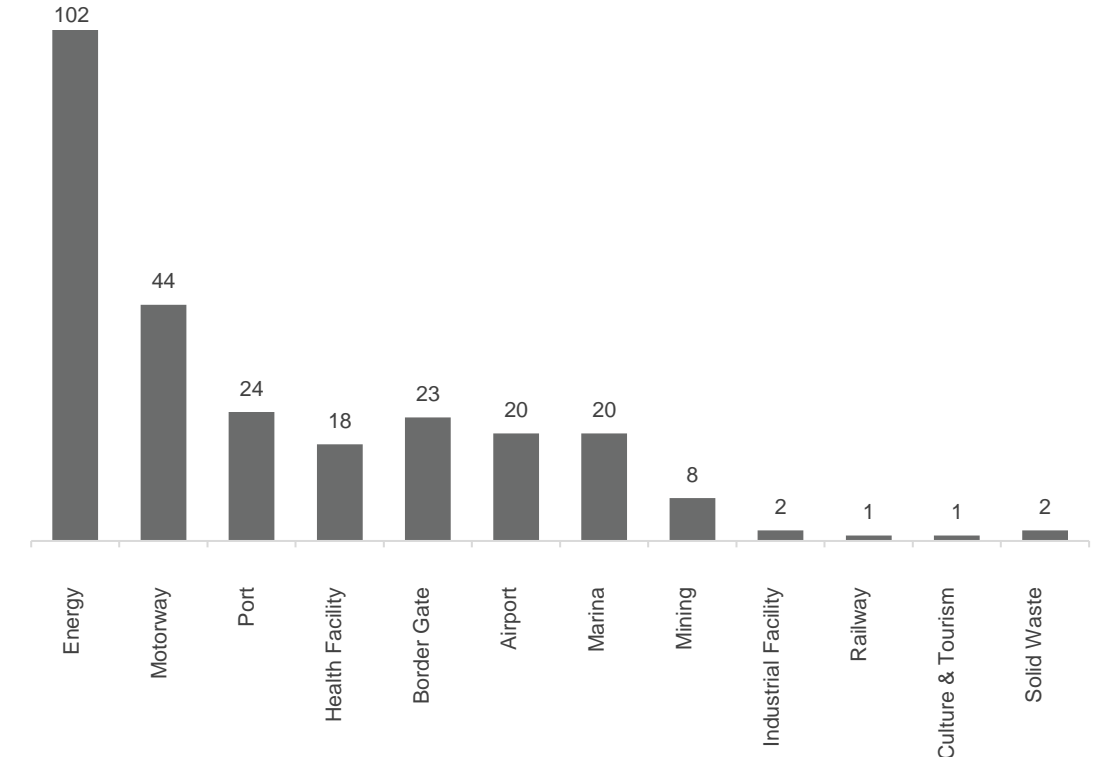
(\$ Million**)



**\$195
BILLION**

Breakdown of the PPP Contracts

(Number)



**265
PROJECTS**

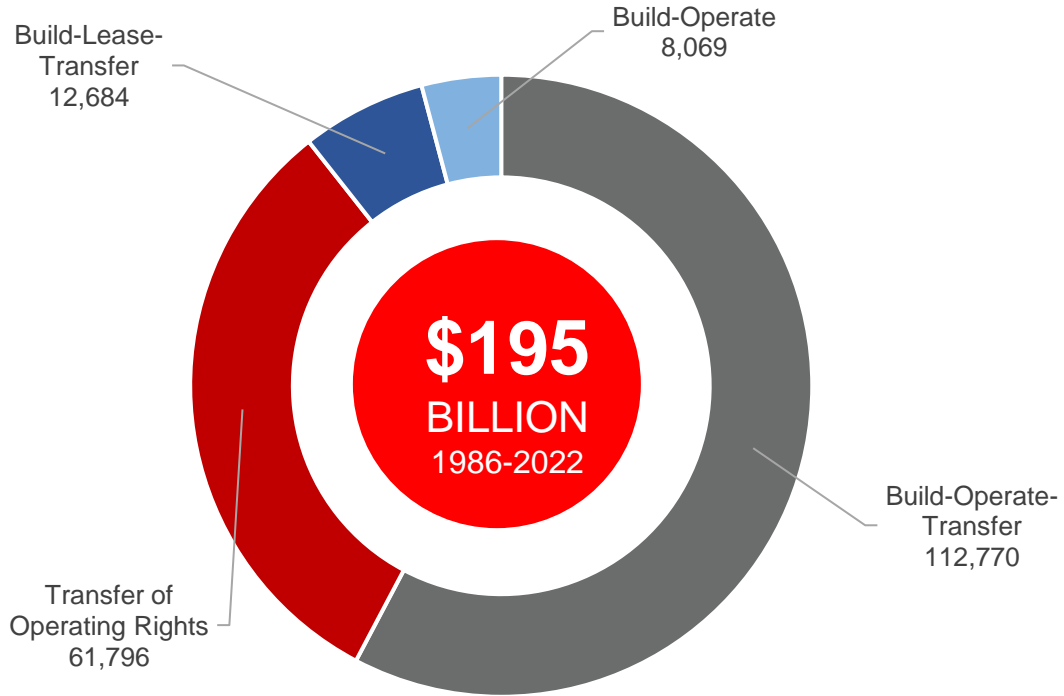
TURKISH PPP MARKET

BUILD-OPERATE-TRANSFER AND TRANSFER OF OPERATING RIGHTS ARE THE MAIN CONTRACT MODELS IN THE TURKISH PPP MARKET



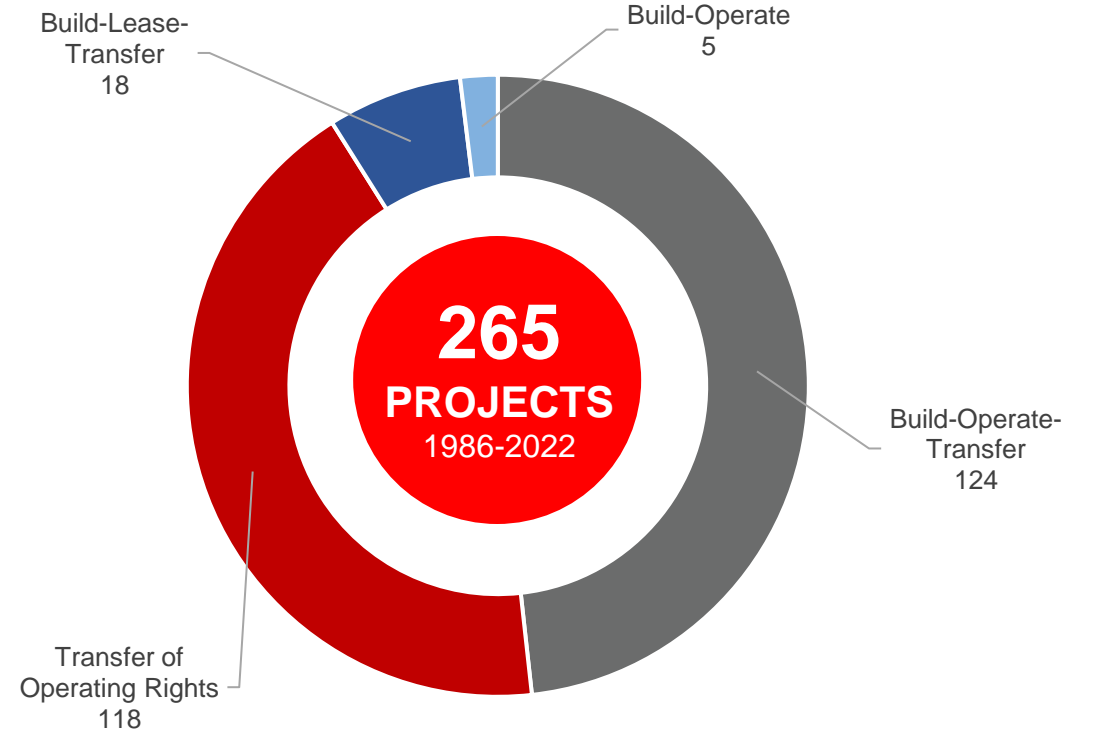
PPP Contract Models

(\$ Million**)



PPP Contract Models

(Number)



AGENDA



EXECUTIVE
SUMMARY



NEED FOR
INFRASTRUCTURE
INVESTMENT



TRACK RECORD

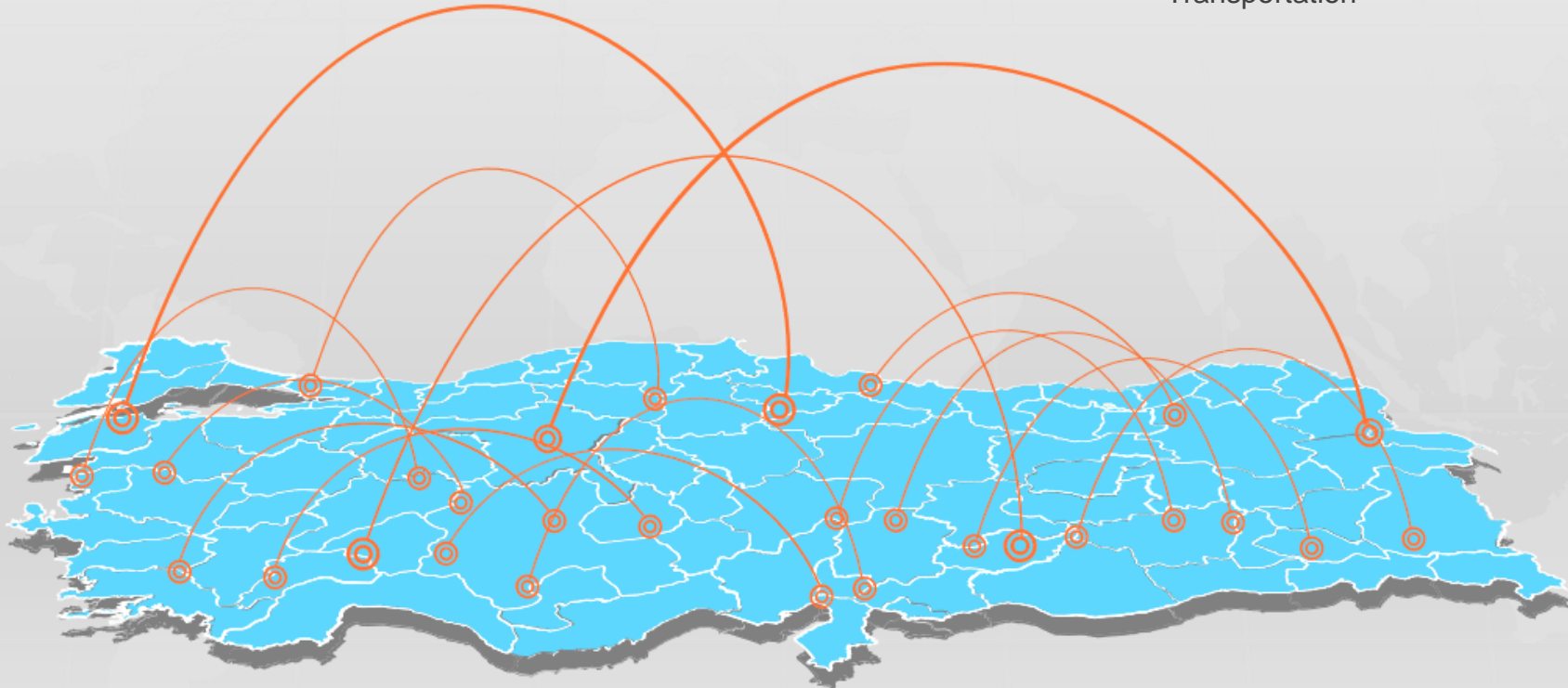


OPPORTUNITIES

- **Healthcare**
- Transportation

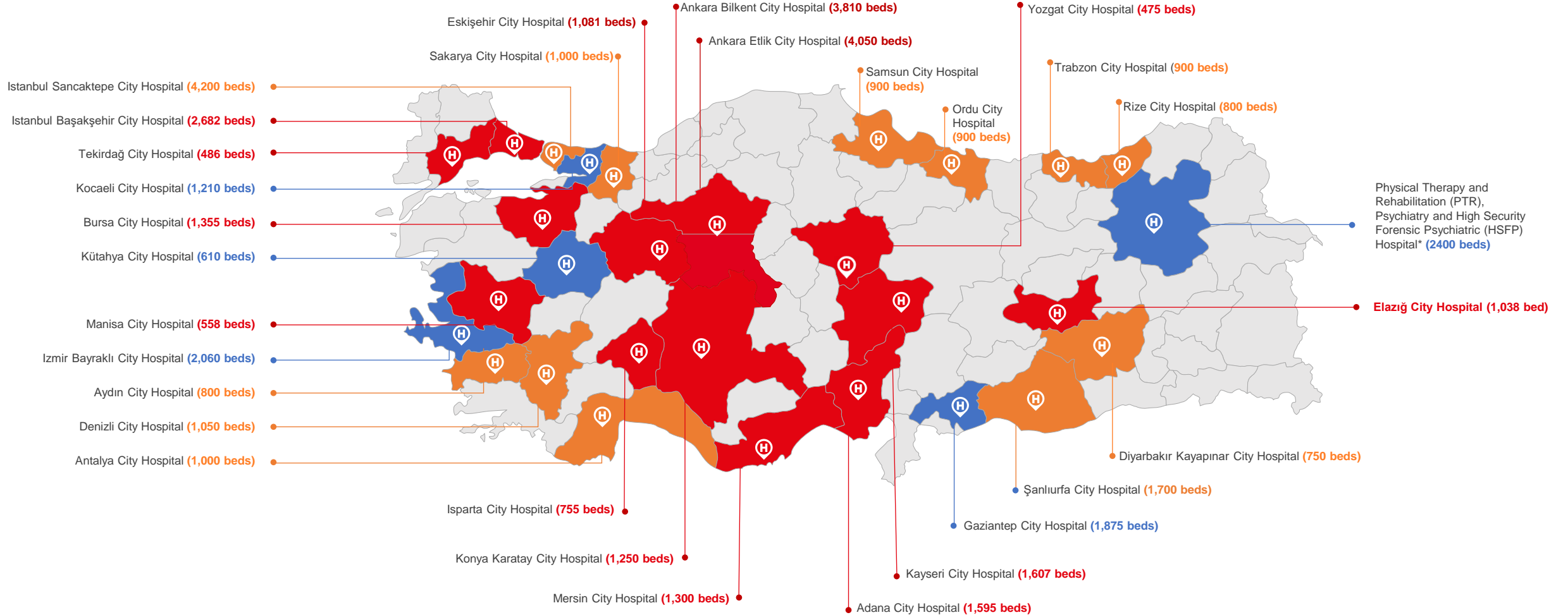


FAVORABLE
INVESTMENT
CLIMATE



HEALTHCARE PPP PROJECTS

TÜRKİYE HAS INTRODUCED INTEGRATED HEALTHCARE CAMPUSES ACROSS THE COUNTRY IN 2013



H PPP In Operation (14)
 H PPP Under Construction (5)
 H Planned Public Investments(11)

Source: Ministry of Health, 2022 *Total bed capacity of PTR & HSFP Hospitals to be built in Afyon-Diyarbakır-Samsun-Malatya-Erzurum-İstanbul-Trabzon-Van: 2,400

SHOWCASE IN HEALTHCARE PPP

THE PPP PROJECTS ARE STRUCTURED AS DESIGN, BUILD, FINANCE AND MAINTAIN FOR FACILITIES MANAGEMENT, WHILE CORE MEDICAL SERVICES REMAIN UNDER THE RESPONSIBILITY OF THE MINISTRY OF HEALTH



PPP PROJECTS IN INTEGRATED HEALTHCARE CAMPUSES

Status	Number	Bed Capacity
Completed (in service)	14	22,042
Under Construction	5	6005
TOTAL	19	28,047



SHOWCASE IN HEALTHCARE PPP

THE ELAZIĞ FETHİ SEKİN CITY HOSPITAL PROVIDES HEALTHCARE SERVICES TO THE COMMUNITIES IN ELAZIĞ AND NEIGHBORING PROVINCES, WITH A COMBINED POPULATION OF 1.6 MILLION PEOPLE



Elazığ Fethi Sekin City Hospital

July 2014
Project Awarded

August 2018
Operational

Operation Period
25 Years

Sponsors



Credit Enhancers



Enhanced Bondholders



Unenhanced Bondholders



✓ The campus consists of three towers and annexes located around a central core and includes the following hospitals;

- General Hospital
- Maternity and Pediatric Hospital
- Detainee Forensic Psychiatry Hospital
- High Security Forensic Psychiatry (HSFP) Hospital
- Oral and Dental Health Central (ODHC)

- ✓ Bed capacity: 1,038
- ✓ LEED Gold Certificate (a designation for green buildings)
- ✓ Employment: 3,650



Main Hospital

Beds : 888
Polyclinic Rooms : 227
Patient Rooms : 519
Operating Rooms : 37
Beds at the Intensive Care : 160

HSFP and Detainee

Beds : 100 HSFP + 50 Detainees
Polyclinic Rooms : 8 HSFP
Patient Rooms : 100 HSFP + 50 Detainees

ODHC

Polyclinic Rooms : 69
Operating Rooms : 2

- ✓ Project Cost: €360 million = €288 million senior debt + €72 million equity
- ✓ First project benefitting from risk mitigation provided jointly by MIGA's political risk insurance coverage and EBRD's unfunded liquidity facilities
- ✓ First project bond financing for a greenfield infrastructure project in Türkiye
- ✓ A1 Bonds were rated Baa2
- ✓ Vigeo Eiris certified the Elazig project bond as a 'green and social' bond – the first such certification for an infrastructure project in Türkiye
- ✓ With a 20 year maturity, the bond had the longest maturity for the Turkish Integrated Health Campuses PPP Programme

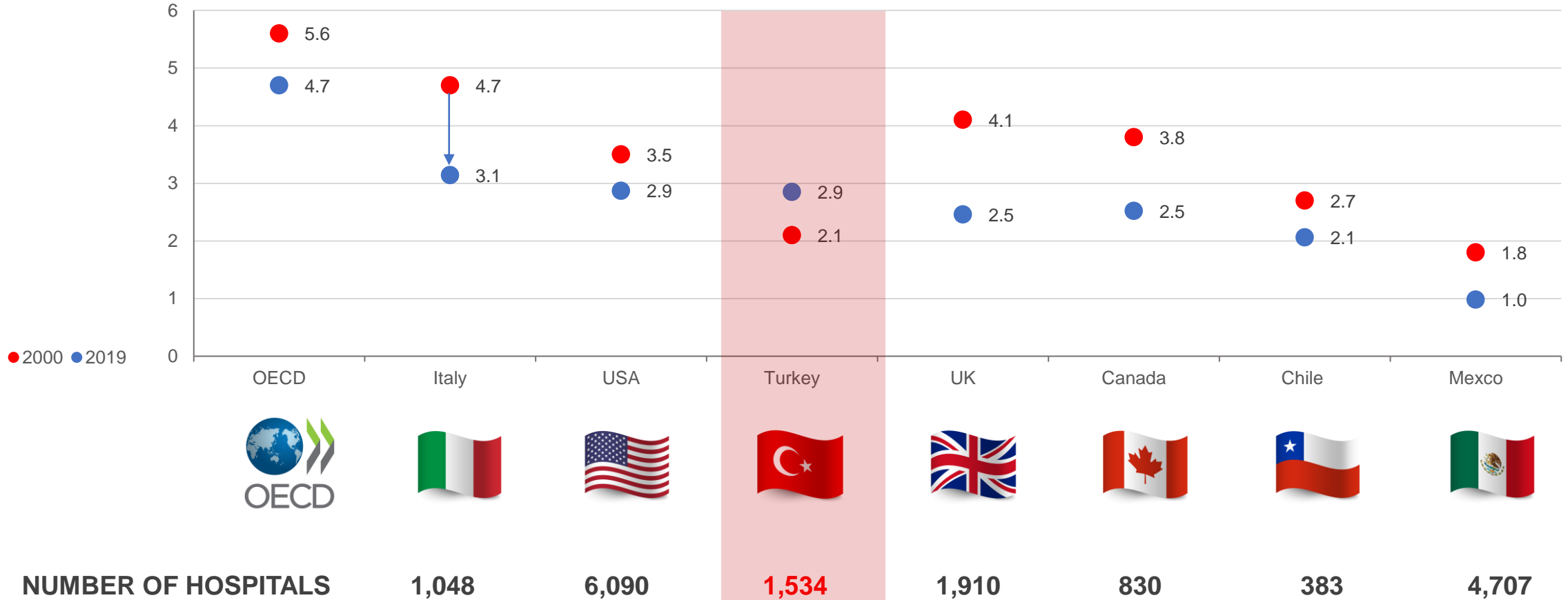


OPPORTUNITIES IN HEALTHCARE

TÜRKİYE HAS SIGNIFICANTLY IMPROVED ITS HEALTHCARE SERVICES AND WILL CONTINUE TO INVEST IN HEALTHCARE INFRASTRUCTURE TO CATCH UP WITH OECD



NUMBER OF HOSPITAL BEDS PER 1,000 POPULATION



HEALTHCARE POLICIES

HEALTHCARE HAS BEEN A TOP PRIORITY FOR THE TURKISH GOVERNMENT WHICH IS COMMITTED TO INCREASING ACCESS TO HEALTHCARE SERVICES FOR ALL CITIZENS



The government introduced the Health Transformation Program in 2003 to provide universal healthcare services.



UNIVERSAL COVERAGE

In 2006 Universal Health Insurance introduced to cover all citizens



IMPROVING INFRASTRUCTURE

Number of Hospital increased from **1156** in 2002 to **1554** in 2022 Türkiye (bed capacity 165K to 265K)



INCREASING OF HEALTHCARE PROFESSIONALS

Number of Doctors increased from **92K** in 2002 to **195K** in 2022 (from 1.4 to 2.2 per 1000)

AGENDA



EXECUTIVE
SUMMARY



NEED FOR
INFRASTRUCTURE
INVESTMENT



TRACK RECORD

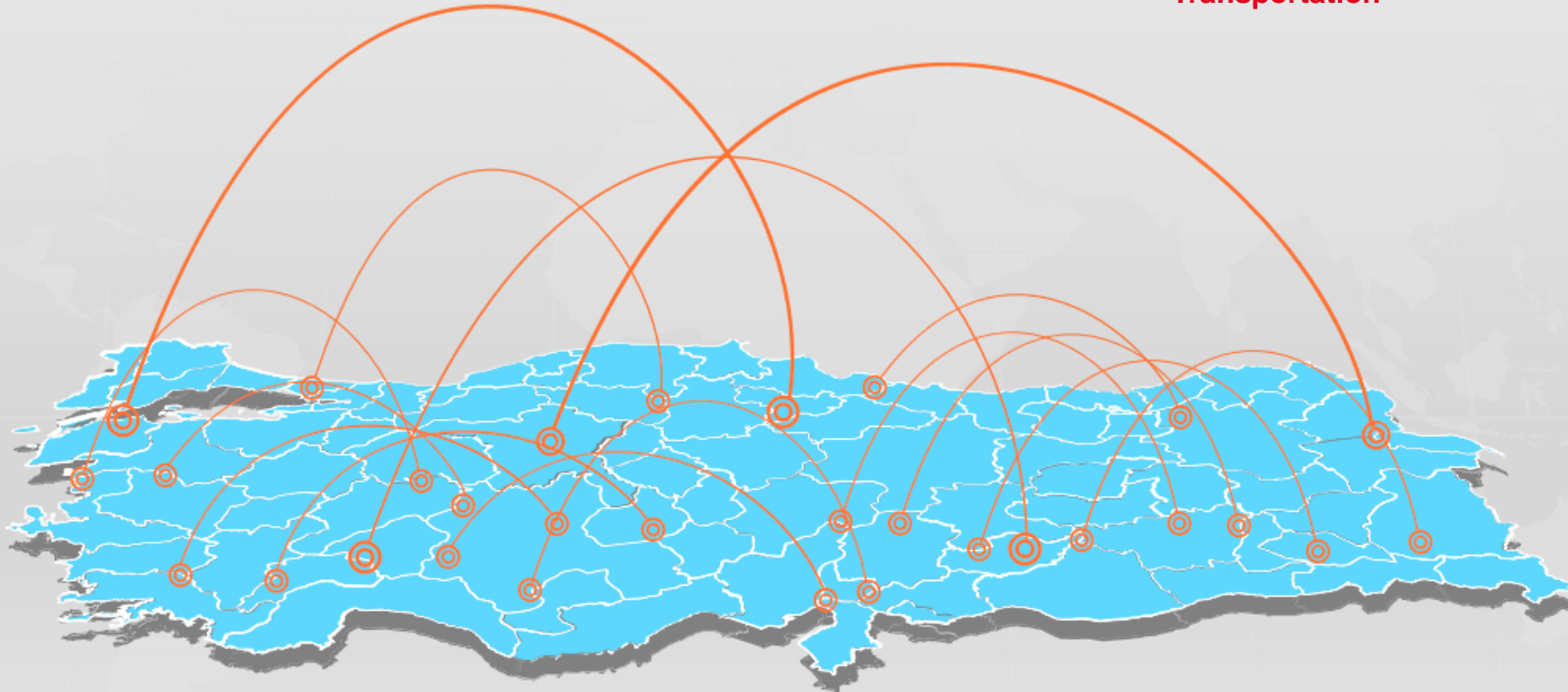


OPPORTUNITIES

- Healthcare
- **Transportation**








FAVORABLE
INVESTMENT
CLIMATE

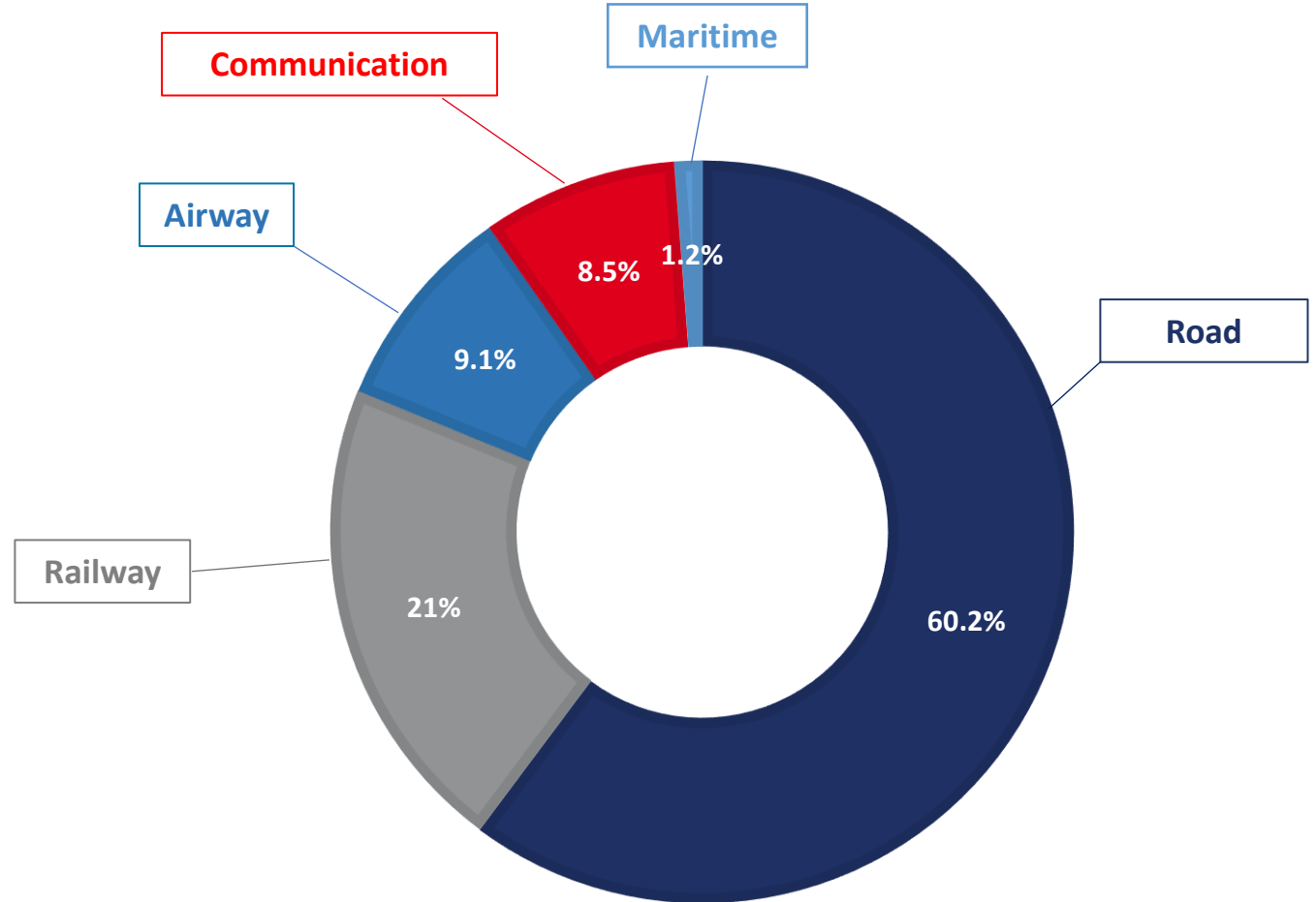


INVESTMENTS IN TRANSPORT

SECTORAL SHARE OF INVESTMENTS IN TRANSPORTATION AND COMMUNICATION (2003-2022)



Sectors	Billion TL
Road 	995.9
Railway 	346.6
Airway 	150.6
Maritime 	19.9
Communication 	140.5
Total	1.653,5



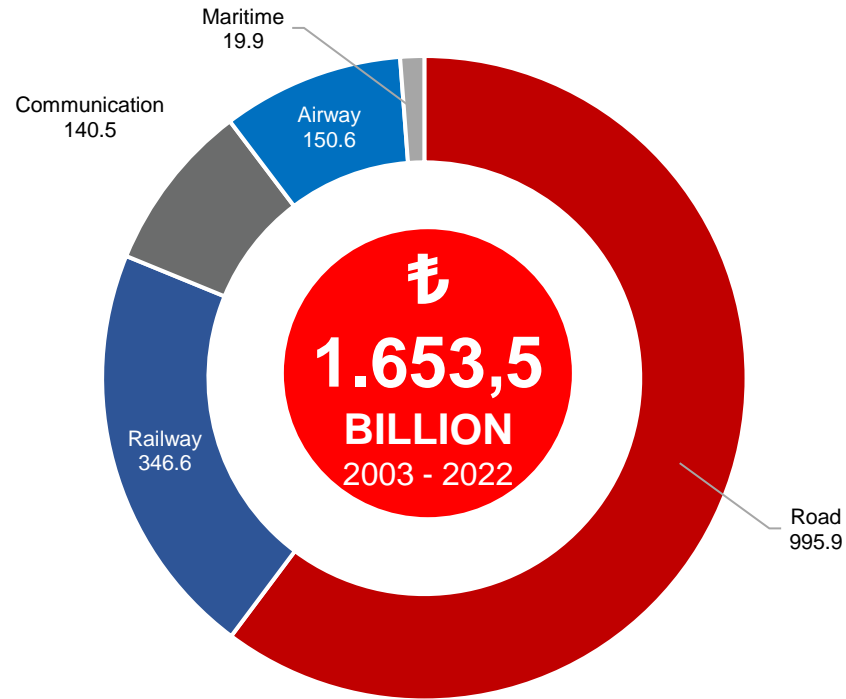
PPP IN TRANSPORTATION

TÜRKİYE HAS HEAVILY INVESTED IN TRANSPORT INFRASTRUCTURE ACROSS THE COUNTRY AND CONTINUES WITH EVEN MORE AMBITIOUS TARGETS



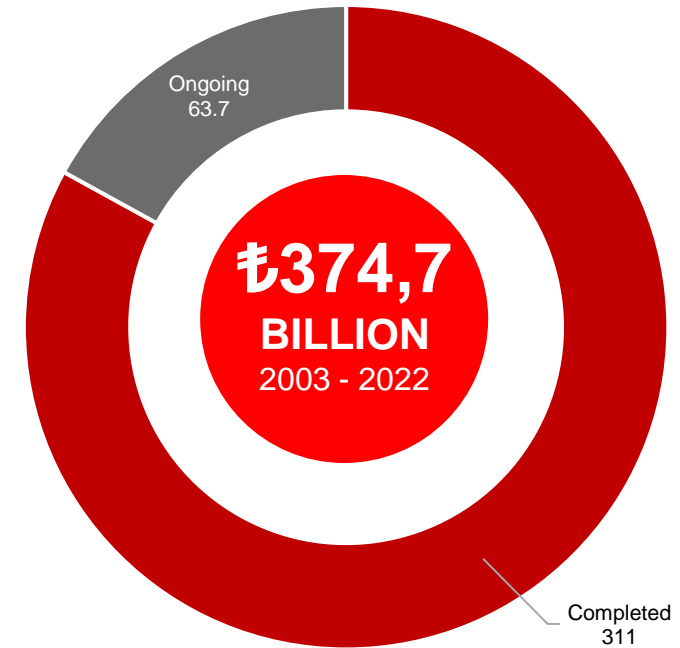
Infrastructure Investments

(₺ Billion*)



PPP Investments in Transport & Communication

(₺ Billion)

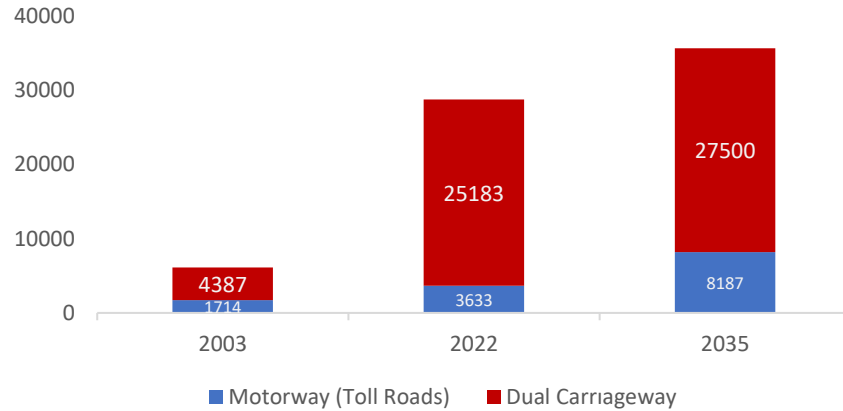


AMBITIOUS TARGETS IN TRANSPORTATION INFRASTRUCTURE

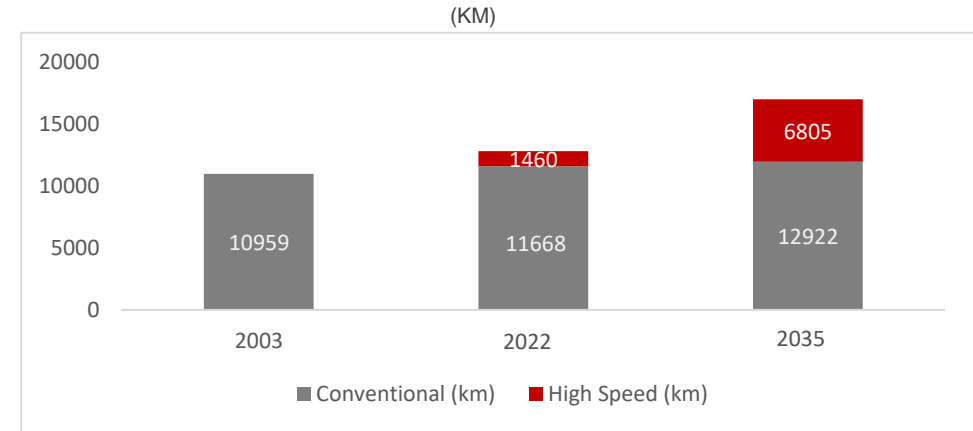
TÜRKİYE HAS DONE A LOT FOR THE PAST 20 YEARS TO UPGRADE ITS TRANSPORTATION INFRASTRUCTURE



MOTORWAY SECTOR

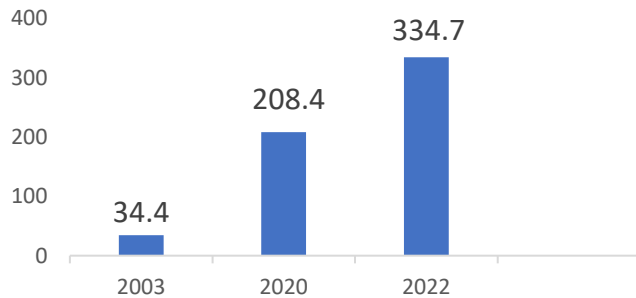


RAILWAY SECTOR

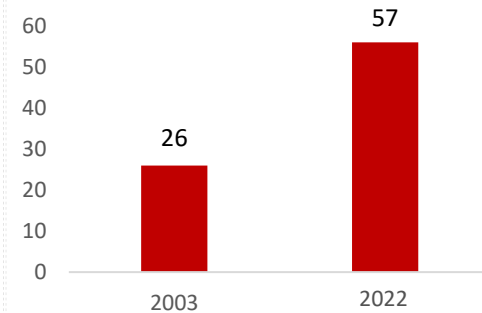


AIRWAY SECTOR

Number of Passengers (million)

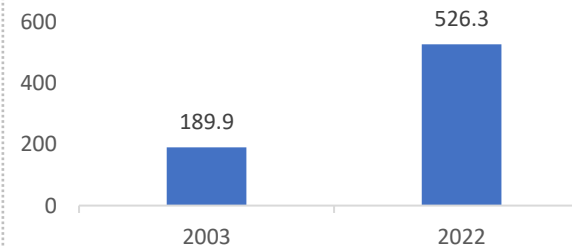


Number of Airports

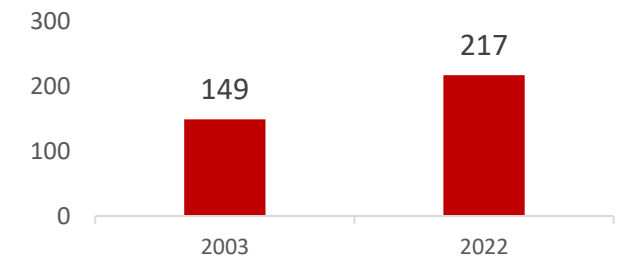


MARITIME SECTOR

Freight Handling (million ton/year)

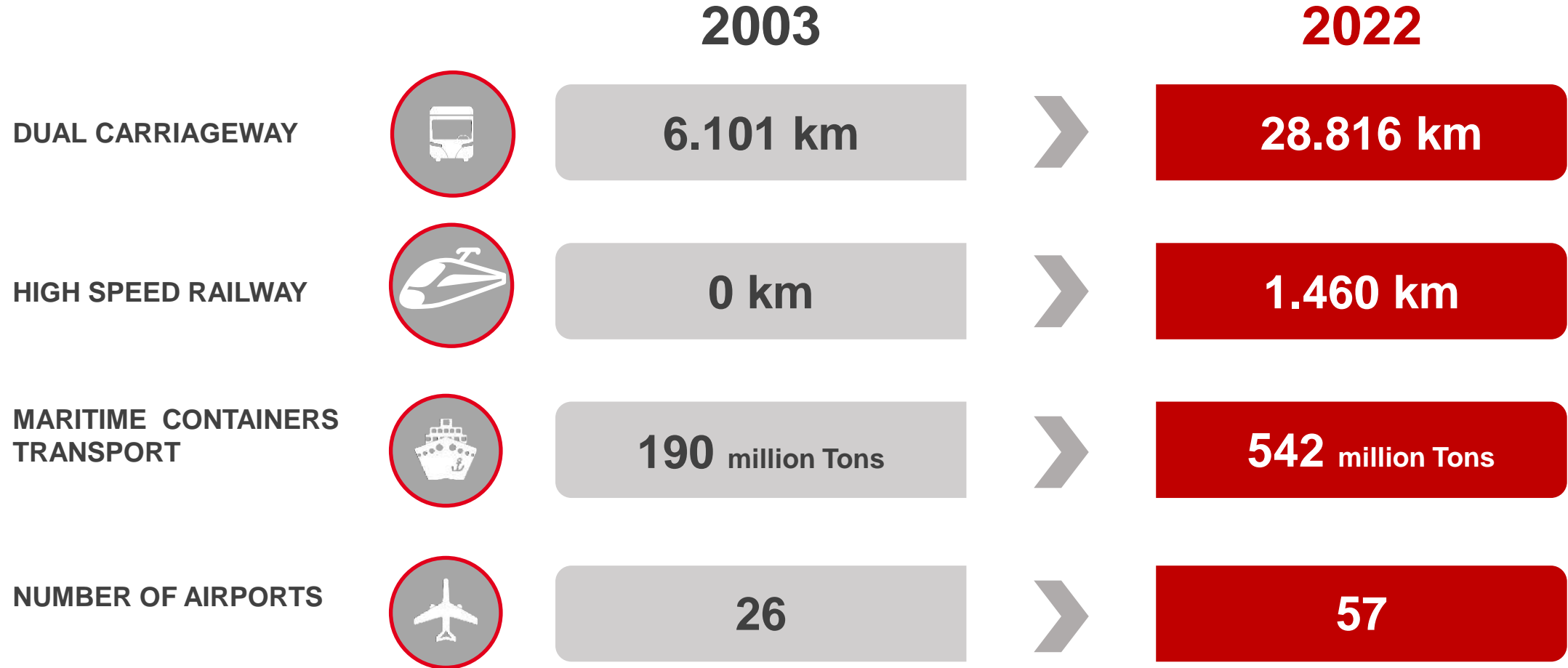


Number of International Ports



INFRASTRUCTURE INVESTMENTS IN TRANSPORT

INVESTING IN TRANSPORTATION HAS REMARKABLY TRANSFORMED TÜRKİYE'S INFRASTRUCTURE LANDSCAPE YET TÜRKİYE IS DETERMINED TO IMPROVE IT FURTHER

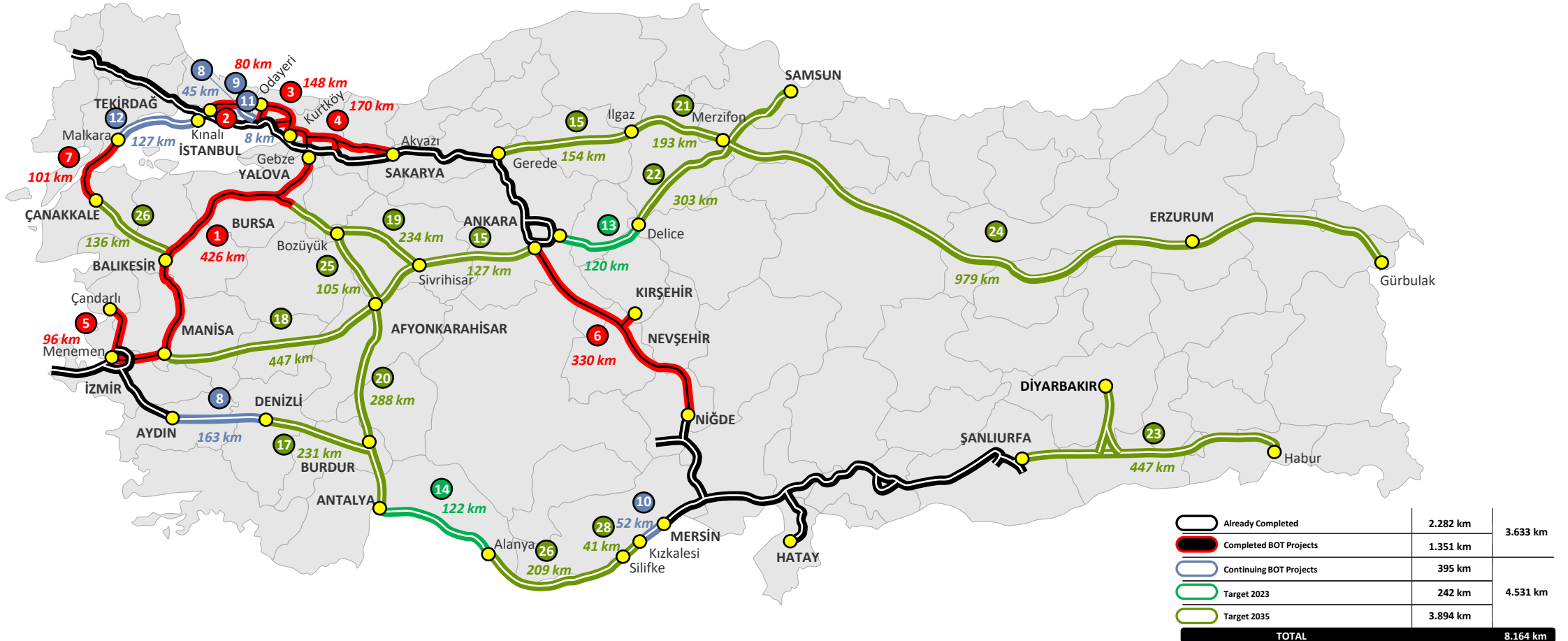


OPPORTUNITIES IN TRANSPORTATION

MOTORWAYS (TOLL ROADS) ARE KEY TO TÜRKİYE'S ROAD TRANSPORTATION. AROUND 5,000 KM IS IN THE PIPELINE OFFERING SIGNIFICANT PPP OPPORTUNITIES



The total length of highways currently in service is **3,633 km**. Following the completion of the highway projects under construction and planning stages, it is aimed to increase the total length of the highway to **8,164 km** in **2035**.

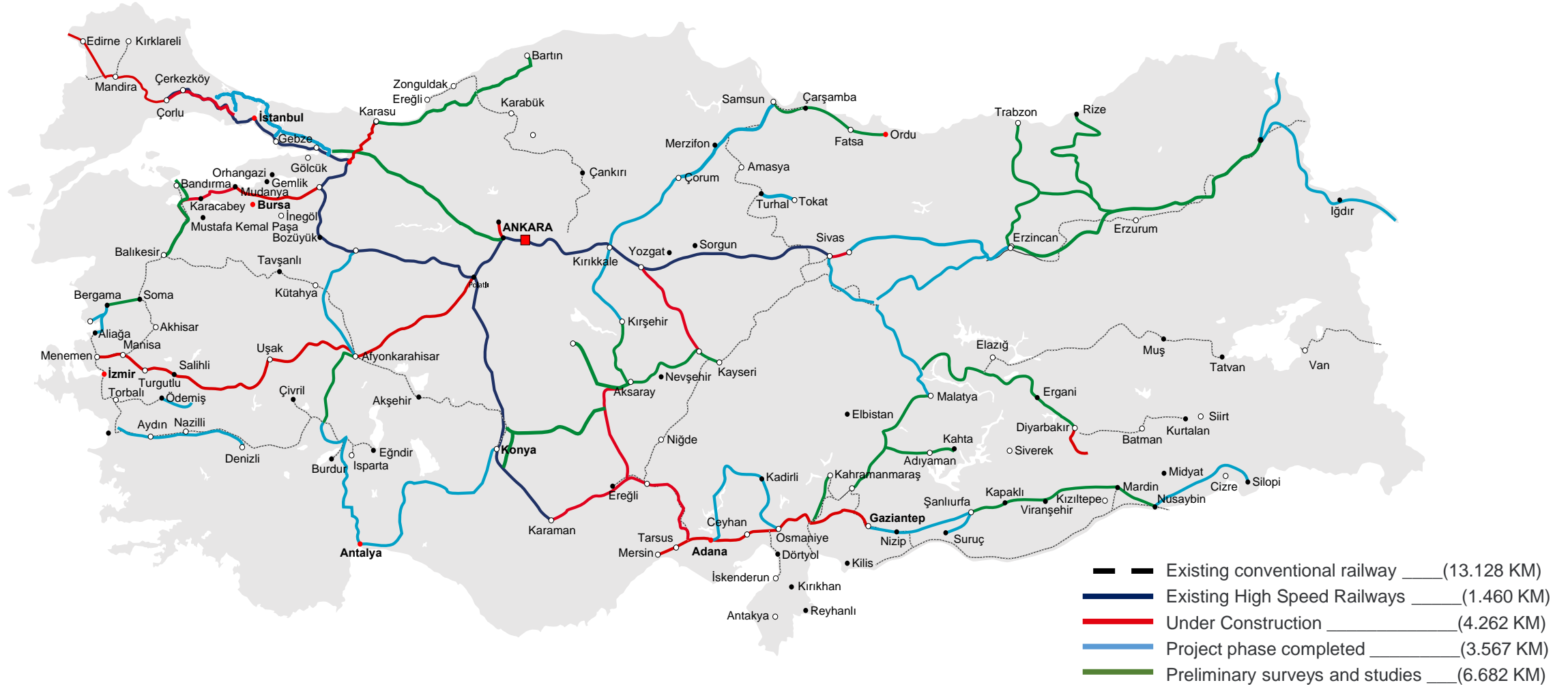


OPPORTUNITIES IN TRANSPORTATION

TÜRKİYE IS COMMITTED TO TRANSFORMING ITS RAIL TRANSPORT INFRASTRUCTURE FROM CONVENTIONAL TO HIGH SPEED



RAILWAY MAP OF TÜRKİYE



STRUCTURAL REFORMS IN RAILWAY SECTOR

IN 2013, TURKISH RAILWAY SECTOR HAS BEEN LIBERALIZED AND ADMINISTRATIVE STRUCTURE OF TCDD HAS BEEN CHANGED



TCDD
TAŞIMACILIK



TCDD



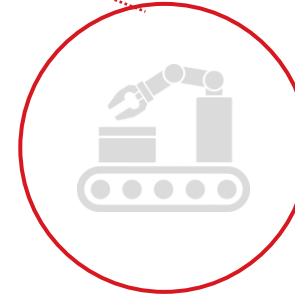
TCDD
Freight



TCDD
Passenger



TCDD
Infrastructure



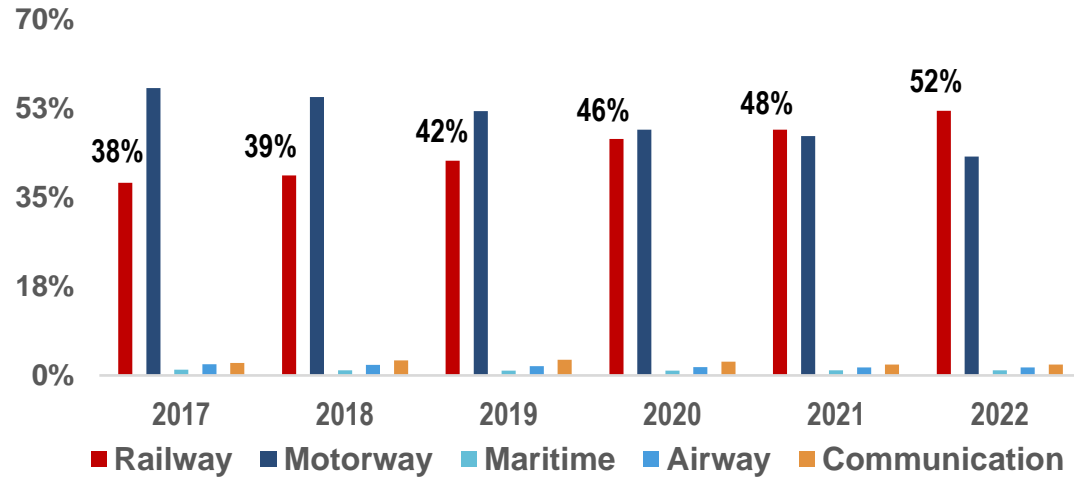
TCDD
Production

INVESTMENT IN RAIL NETWORK

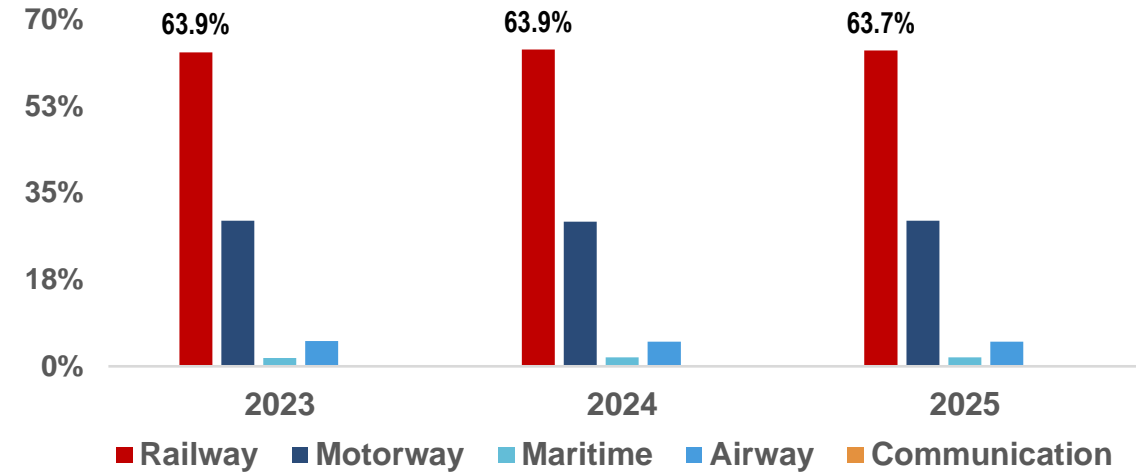
THE SHARE OF RAIL IN TRANSPORT INVESTMENTS CONTINUE TO RISE



Investment Budget Percentages of Transport Subsectors (Current Situation)



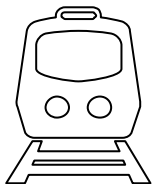
Investment Budget Percentages of Transport Subsectors (Projection)



2024
(Medium Term)

2035
(Long Term)

2053
(Vision)



Investment
Billion \$

30

77

82

OPPORTUNITIES IN TRANSPORTATION

LOGISTICS IS AN INTEGRAL PART OF TÜRKİYE'S TRANSPORT INFRASTRUCTURE. TÜRKİYE HAS ESTABLISHED INTERMODAL LOGISTICS CENTERS ALONGSIDE THE TRANS-ASIAN RAILWAY NETWORK TO LOWER COSTS AND INCREASE EFFICIENCY OF LOGISTICS NETWORKS



LOGISTICS CENTERS



26 logistics centers



73.2 million tons additional transport capacity



19 million m² container storage and handling area



In Service and Completed (13)



Planned (7)



Under Construction (4)



In Tender Stage (2)

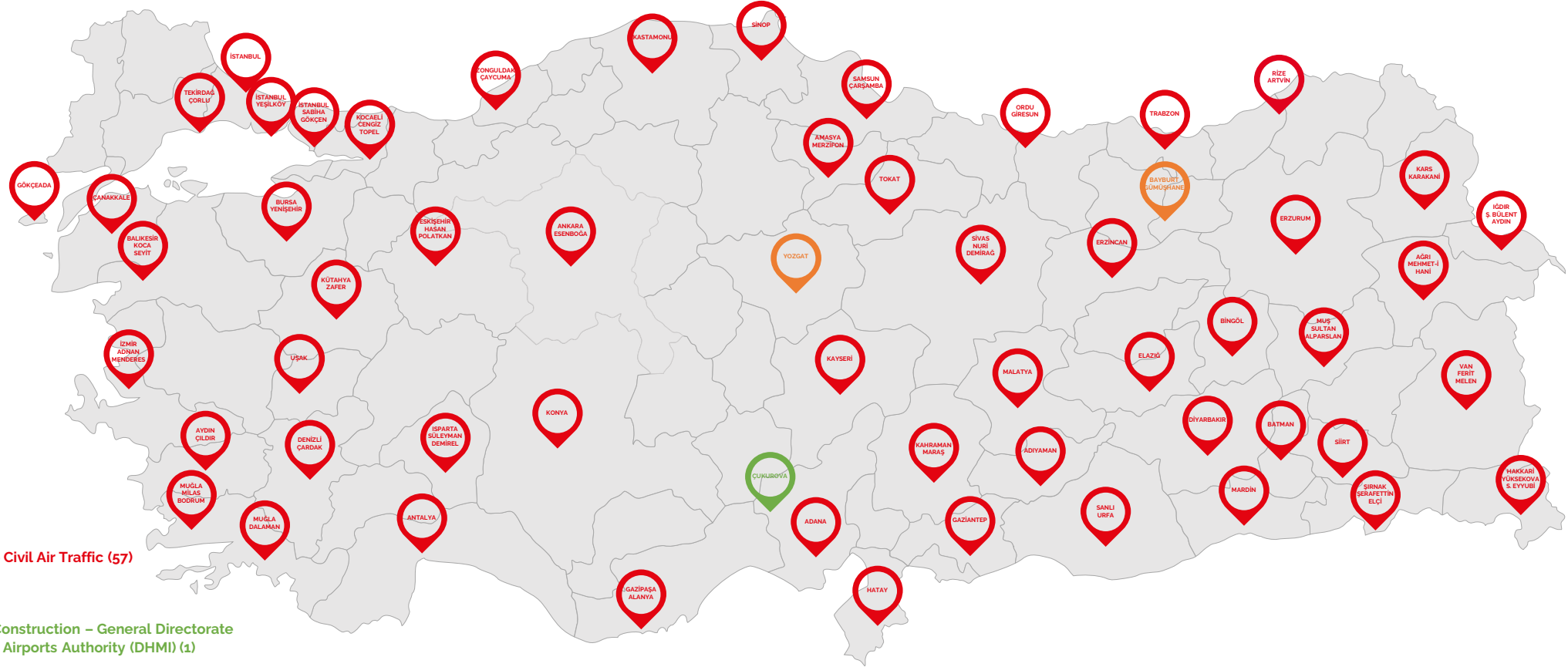


OPPORTUNITIES IN TRANSPORTATION

TÜRKİYE HAS SIGNIFICANTLY IMPROVED AND UPGRADED ITS AIRPORT INFRASTRUCTURE AND CONTINUES TO INVEST IN AIRPORTS



AIRPORT MAP OF TÜRKİYE



Open to Civil Air Traffic (57)



Under Construction – General Directorate of State Airports Authority (DHMI) (1)



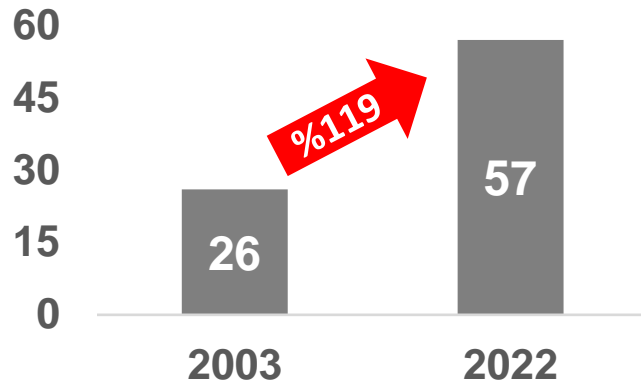
Under Construction - General Directorate of Infrastructure Investments (AYGM) (2)

SECTORAL INDICATORS

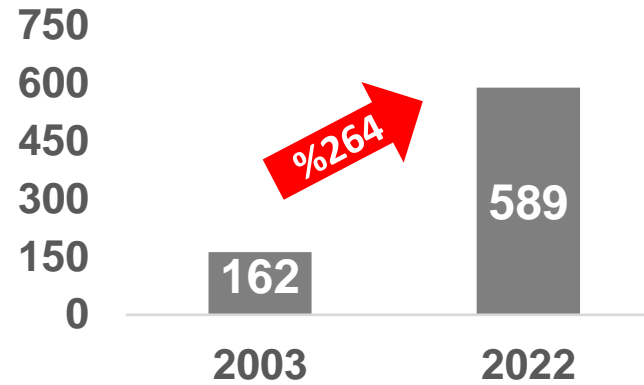
REMARKABLE INCREASES HAVE BEEN OBSERVED IN SECTORAL INDICATORS IN THE LAST 18 YEARS



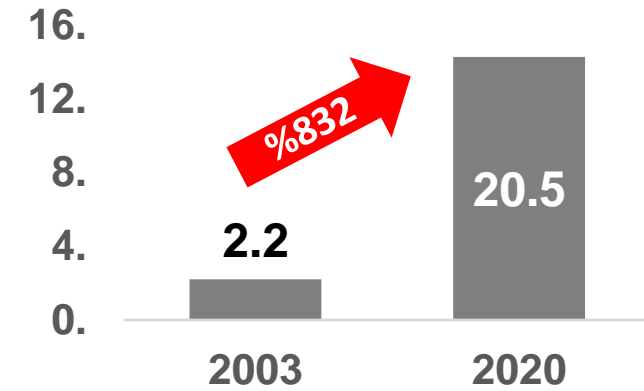
Number of Active Airports



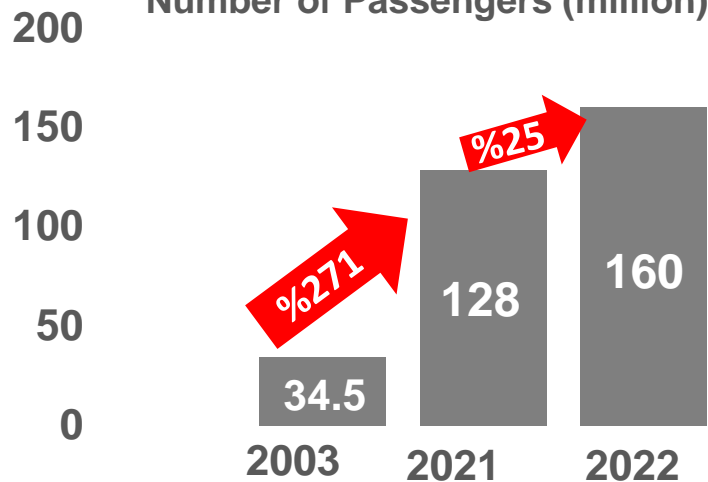
Wide-Body Plane



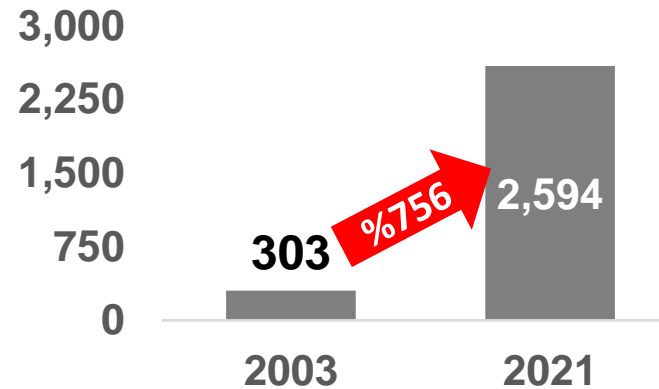
Sector Revenue (Billion \$)



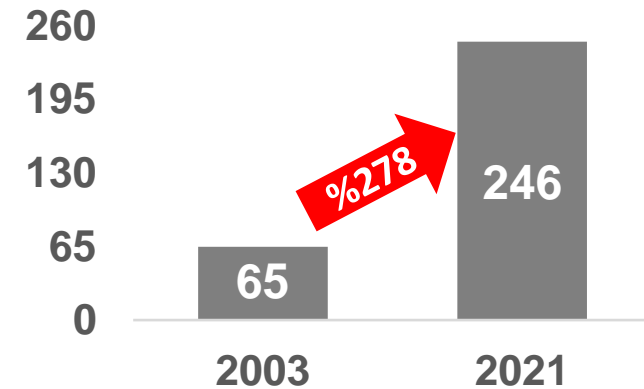
Number of Passengers (million)



Air Freight* Capacity (ton)



Employment (thousand)



AIRPORTS RANKING

İSTANBUL AIRPORT IS THE 1st IN EUROPE ACCORDING PASSENGER TRAFFIC RANKING IN 2022



Ranking of Airports in EUROPE by Passenger Traffic in 2022

Rank	Airport	Passenger
1	İSTANBUL	64,486,000
2	LONDON- HEATHROW	61,599,196
3	PARIS - DE GAULLE	57,474,033
4	AMSTERDAM-SCHIPHOL	52,472,188
5	MADRID - BARAJAS	50,633,652
6	FRANKFURT	48,923,474
7	BARCELONA- EL PRAT	41,639,622
8	LONDON- GATWICK	32,800,000
9	MUNICH	31,600,000
10	ANTALYA	31,100,000
11	İSTANBUL SABİHA GÖKÇEN	30,769,728
12	ROME- DA VINCI	29.360.613
13	PARIS ORLY	29,184,692
14	MALLORCA	28.573.364
15	MOSCOW	28,400,000
16	LISBON	28,262,000
17	DUBLİN	27,787,556
18	VIENNA	23,682,133
19	MANCHESTER	23,369,770
20	LONDON-STANSTED	23,319,523

Ranking of Airports in the WORLD by Passenger Traffic in 2022


Rank	Airport	Passenger
1	ATLANTA, GA	93,699,630
2	DALLAS- FORT WORTH	73,362,946
3	DENVER	69,286,461
4	CHICAGO	68,340,619
5	DUBAİ DXB	66,069,981
6	LAX- INTERNATIONAL	65,924,298
7	İSTANBUL	64,486,000
8	LONDON- HEATHROW	61,599,196
9	PARIS - DE GAULLE	57,474,033
10	DELHİ-GANDHİ	57,290,033
11	JFK-INTERNATIONAL	55,287,693
12	LAS VEGAS – NEVADA	52,600,000
13	AMSTERDAM SCHIPHOL	52,472,188
14	MADRID - BARAJAS	50,633,652
15	MIAMI - INTERNATIONAL	50,600,000
20	MEXİCO CITY	46,200,529
25	BARCELONA- EL PRAT	41,639,622
32	SAO PAULO - INTERNATIONAL	34,480,706
38	ANTALYA	31,100,000
40	İSTANBUL SABİHA GÖKÇEN	30,769,728

PROJECTS UNDER DEVELOPMENT

TÜRKİYE CONTINUES TO INVEST IN AIRPORTS WITH
NEW TERMINALS AND RUNWAY CONSTRUCTIONS



Under Construction Airport Projects (3)



ÇUKUROVA AIRPORT 8
MIL. PASS/YEAR (DHMI)



YOZGAT AIRPORT
2 MIL. PASS/YEAR



BAYBURT-GÜMÜŞHANE AIRPORT
2 MIL. PASSENGER/YEAR

Pipeline Projects (6)

1. Sabiha Gökçen new runway construction
2. Trabzon Airport new runway construction
3. Elazığ Airport runway construction
4. Samsun Airport new terminal construction
5. Kapadokya Airport terminal construction

Under Construction Projects (3)

1. Kayseri Airport terminal construction
2. Malatya Airport terminal construction
3. Ankara Esenboğa 3. runway construction

SHOWCASE PROJECTS

TÜRKİYE HAS IMPLEMENTED A VARIETY OF MEGA PROJECTS WITH BOT MODEL AND CONTINUES TO DO SO



ISTANBUL NEW AIRPORT

- Set to become world's largest airport
- Annual capacity of 150 million passengers when all phases are completed
- Commissioned in April 2019
- Investment of \$6.5 billion



YAVUZ SULTAN SELIM BRIDGE

- 95 km-long motorway featuring a bridge for rail & motor vehicle transit over Bosphorus
- Commissioned in August 2016
- Investment of \$3.5 billion



GEBZE - ORHANGAZI - IZMIR MOTORWAY

- 427 km-long motorway connecting Istanbul, Bursa & Izmir via world's 4th longest suspension bridge
- All phases are under operation
- Investment of \$6.5 billion



EURASIA TUNNEL

- Double-deck underwater tunnel connecting Asia & Europe in Istanbul
- Commissioned in December 2016
- Investment of \$1.2 billion





1915 ÇANAKKALE BRIDGE



- Longest main span (2,023 km) of any suspension bridge in the world
- Bridge Length: 4,608 m
- 101 km motorway (including the Bridge)
- Construction started in March 2017
- Operation to start by 2023
- Operation period: 16 years 2 months (including construction)
- Investment: \$2.8 Billion with BOT

OPPORTUNITIES IN TRANSPORTATION

TÜRKİYE IS SET TO IMPLEMENT A MAGNIFICENT FEAT OF ENGINEERING PROJECTS; AN ARTIFICIAL SEA-LEVEL WATERWAY CONNECTING THE BLACK SEA TO THE SEA OF MARMARA, AND GEBZE-HALKALI RAILWAY PASSING OVER 3RD BOSPHORUS BRIDGE



CANAL ISTANBUL



Tender
process
to start
soon

- 45 km, 21 m depth and 275 m width
- 6 bridges
- New satellite cities

GEBZE - HALKALI RAILROAD



- 213 km with 10 stations
- 31 viaduct (8 km) and 53 tunnel (120 km)
- Passenger capacity: 13 million (Passenger/Year)
- Freight capacity: 12 million (Ton/Year)

OPPORTUNITIES IN RAILWAY

ANKARA-ISTANBUL HIGH SPEED RAILROAD (BOT)



Project Overview



Location

Ankara-Istanbul



Total Length

344 KM



Passenger

35 Million / year (2027)

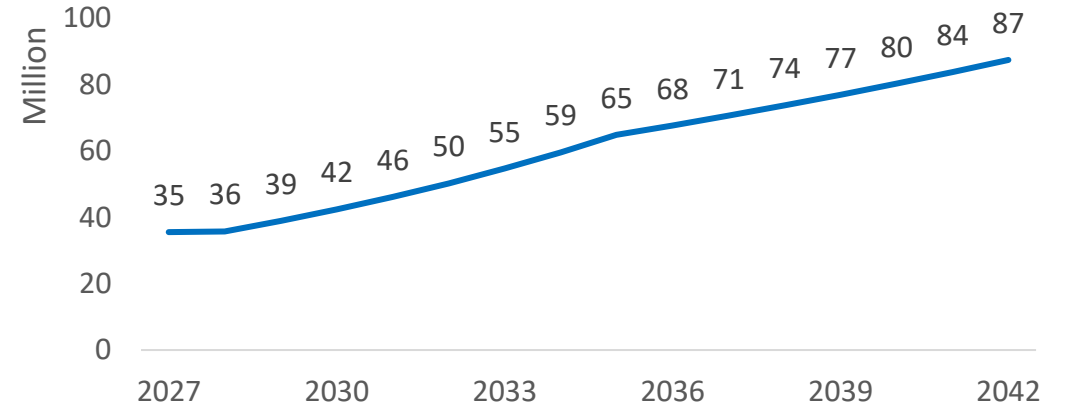
6.2
Billion (€)



Project Snapshot

Contract Type	Built-Operate-Transfer
Tender Criteria	Minimum Operation Period
Payment Mechanism	Fees
Governing Law	3996 BOT Law
Contracting Authority	Directorate General of Infrastructure Investments
Construction Period	5 years
Expected Contract Duration	30 years
Indicative Investment Amount	6.2 Billion Euro
Expropriation Responsibility	Government
Total Passenger Capacity	35.000.000 passenger/year (2027)
Total Length (km)	347
Design Speed (km/h)	350 km/h

Passenger Projection

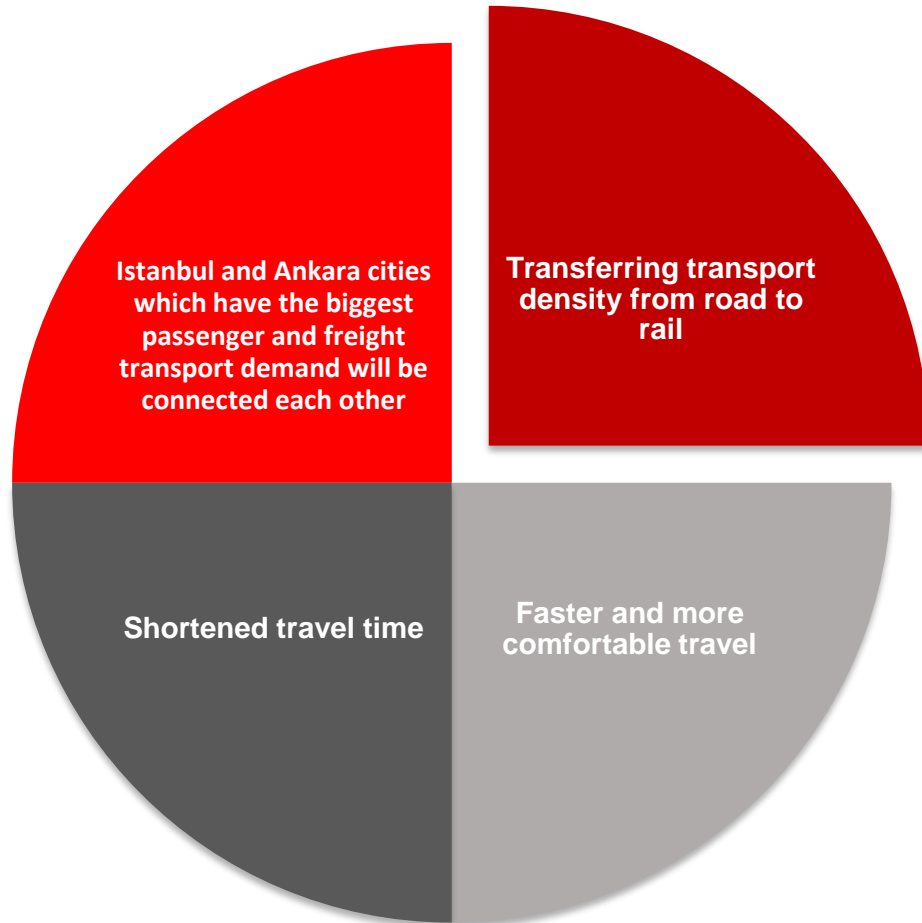


OPPORTUNITIES IN RAILWAY

ANKARA-ISTANBUL HIGH SPEED RAILROAD (BOT)



Project Rationale



OPPORTUNITIES IN TRANSPORTATION

TWO BUILT-OPERATE-TRANSFER HIGHWAY PROJECTS ARE EXPECTED TO BE TENDERED IN SEPTEMBER 2023



1. ANKARA - KIRIKKALE - DELICE

Reduced traffic density and an important highway corridor for Kırıkkale, which is becoming day by day a large industrial zone

Total length: 120 km

- 3.679 m x 2 Viaduct
- 3.656 m x 2 Tunnel
- 3 Facilities and 7 Crossroads

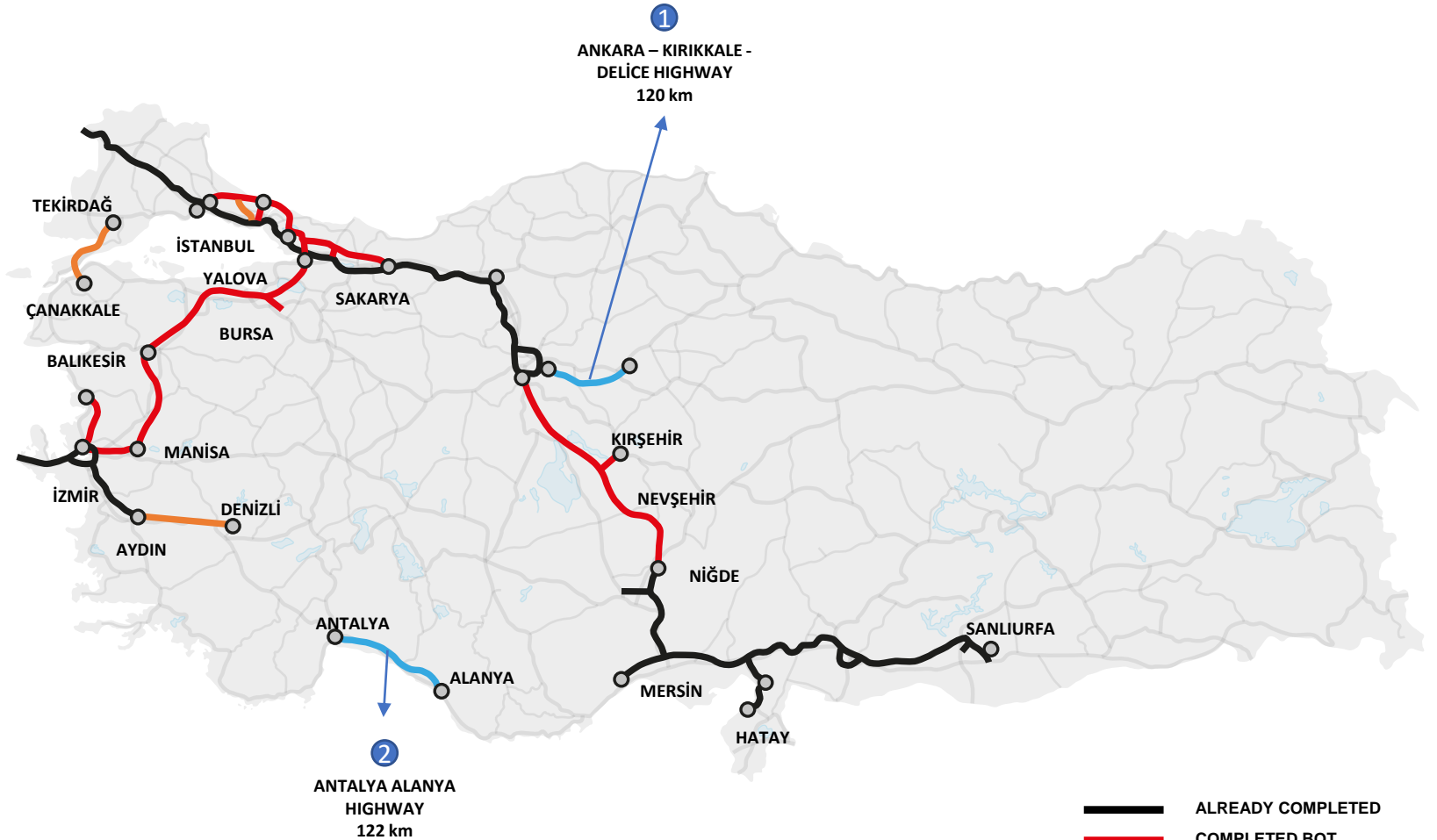


2. ANTALYA - ALANYA

Reducing heavy vehicle and transit traffic and increasing travel comfort

Total length: 122 km

- 8.822 m x 2 Viaduct
- 11.167 m x 2 Tunnel
- 7 Facilities and 9 Crossroads



OPPORTUNITIES IN MARITIME

TÜRKİYE IS ALSO INVESTING IN MARITIME
TRANSPORTATION INFRASTRUCTURE



PORT OF FILYOS

Ongoing infrastructure construction

- 25 million ton/year capacity
- With special economic zones in the hinterland
- Port management to be BOT model



PORT OF ÇANDARLI

- 1,500 m jetty work completed
- To reach 4 million TEU/year capacity in 3 phases;
- Phase I: 1 million TEU
- Phase II: 2 million TEU
- Phase III: 1 million TEU
- Tender for Phase I expected
- Port management to be BOT model



MERSIN CONTAINER PORT

- Studies ongoing
- 12.8 million TEU/year capacity
- Port management to be BOT model



Ports

AGENDA



EXECUTIVE
SUMMARY



NEED FOR
INFRASTRUCTURE
INVESTMENT



TRACK RECORD



OPPORTUNITIES

- Healthcare
- Transportation



**FAVORABLE
INVESTMENT
CLIMATE**



BUSINESS-FRIENDLINESS

OFFERING PROTECTION AND EASE OF DOING BUSINESS



Protection of
International Investors
by FDI Law

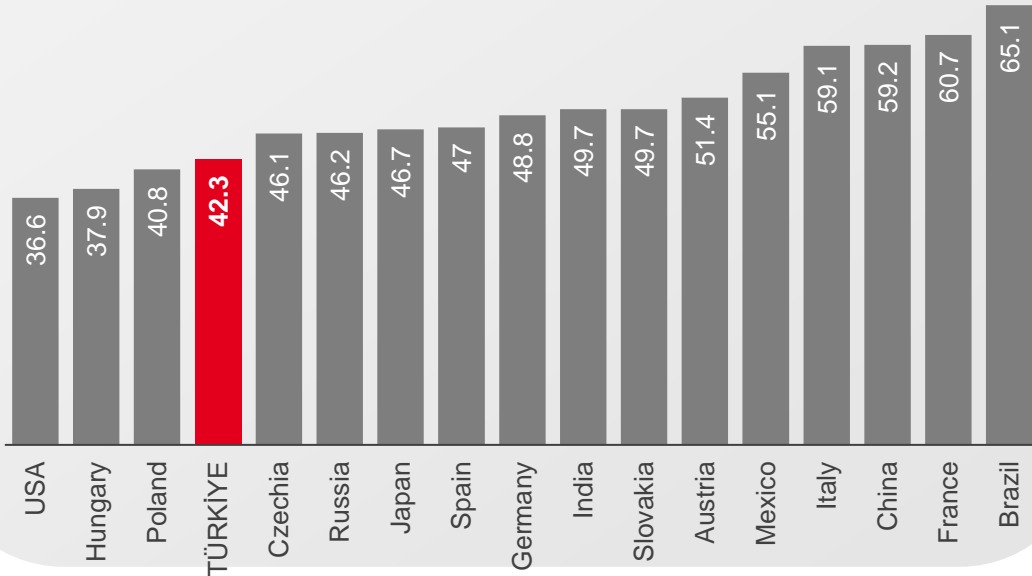


Bilateral Investment
Protection Treaties with
86 countries

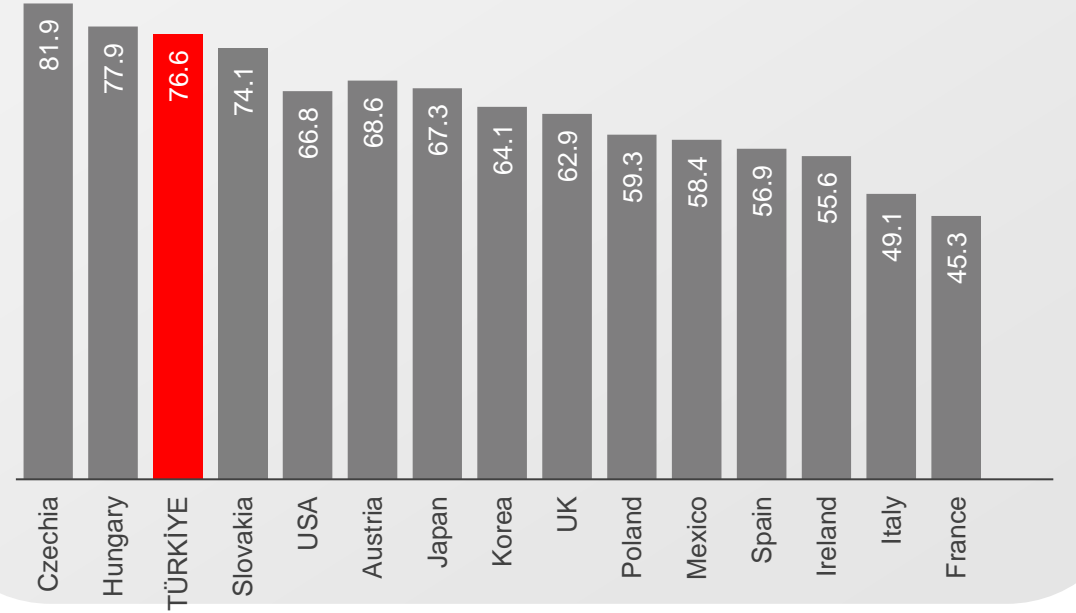


Treaties to avoid
Double Taxation with
86 countries

TOTAL TAX AND CONTRIBUTION RATE*, 2019
(% of Profit)



INTERNATIONAL TAX COMPETITIVENESS**, 2022
(Index=100 as most competitive)





MODELS AND LEGAL FRAMEWORK FOR PPP IN TÜRKİYE

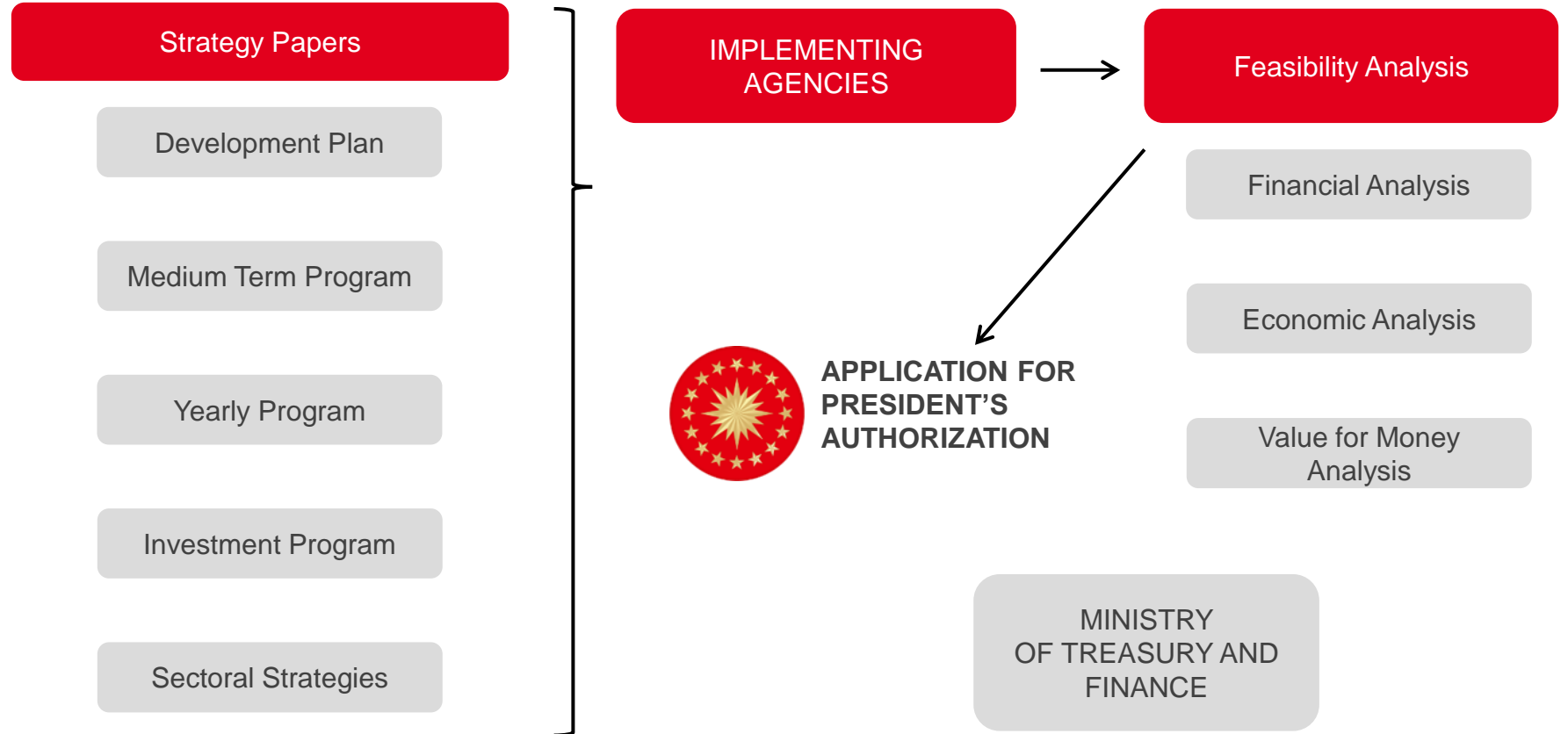
	Build-Operate-Transfer (BOT)	Build-Operate	Build-Lease-Transfer	Transfer of Operating Rights
Relevant Legislation (Law No)	№ 3996 № 3465 № 3096	№ 4283	№ 652 № 6428 № 351	№ 4046 № 5335 № 4458
Sectors	Motorway Port Airport Marina Border Gate Power Plant	Thermal Power Plant	Hospital College Dormitory School	Airport Port Power Plant Electricity Distribution

SOUND PPP PROJECT CYCLE

DETAILED SELECTION PROCESS BRINGS BANKABLE PROJECTS TO MARKET



1) Preparation Phase



2) Authorization Phase





DEBT

DEBT ASSUMPTION

The government may assume project companies' foreign debt in BOT and BLT projects either partially or in full. In order to qualify for debt assumption, the minimum investment must be ₺1 billion in BOT projects and ₺500 million in BLT projects.

TAX

INCENTIVES

Exemptions from certain fees and taxes (VAT and Stamp Duty). In addition, where applicable, PPP investors may benefit from corporate tax deductions and other financial incentives.



LAND

PPP projects in Türkiye allow free use of government-owned land and expropriation.



REVENUE GUARANTEE

Certain PPP projects provide minimum revenue guarantees.

INVESTMENT CLIMATE

BANKABILITY OF THE PPP PROJECTS ENABLES INVESTORS TO ACCESS FINANCE THROUGH BOTH NATIONAL AND INTERNATIONAL FINANCIAL INSTITUTIONS (IFIS) AND INVESTORS



 **European Bank**
for Reconstruction and Development

 **IFC** | International
Finance Corporation
WORLD BANK GROUP

 **European
Investment
Bank**

THE ISLAMIC CORPORATION FOR
THE INSURANCE OF INVESTMENT
AND EXPORT CREDIT



 **MIGA** | Multilateral Investment
Guarantee Agency
WORLD BANK GROUP



IsDB 
البنك الإسلامي للتنمية
Islamic Development Bank

 **JAPAN
BANK FOR
INTERNATIONAL
COOPERATION**

OPIC


 **EDC**
Export
Development
Canada | Exportation et
développement
Canada

 **meridiam**

 **CEB**
COUNCIL OF EUROPE DEVELOPMENT BANK
BANQUE DE DEVELOPPEMENT DU CONSEIL DE L'EUROPE

 **AIIB** ASIAN INFRASTRUCTURE
INVESTMENT BANK

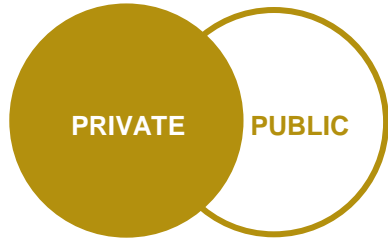
KfW DEG

 **AFD**
AGENCE FRANÇAISE
DE DEVELOPPEMENT
-PROPARCO

FMO
Entrepreneurial
Development
Bank

INVEST IN TÜRKİYE

ASSIST YOU BEFORE, DURING AND AFTER YOUR ENTRY
INTO TÜRKİYE



**PRIVATE SECTOR APPROACH
WITH PUBLIC SECTOR CAPABILITIES**



**A GOVERNMENTAL AGENCY
REPORTING TO THE PRESIDENT**



**ACTING AS A
SOLUTION PARTNER**



**CUSTOMIZED
CONSULTING**



**BUSINESS
FACILITATION**



**TAILOR-MADE
DELEGATION
VISITS**



**PARTNERSHIP
DEVELOPMENT
ASSISTANCE**



**COORDINATION WITH
STAKEHOLDERS**



**SITE SELECTION
SUPPORT**



PROJECT LAUNCH



ONGOING SUPPORT

USEFUL LINKS



- Ministry of Transport and Infrastructure: <http://www.uab.gov.tr/>
- Healthcare Investments (Ministry of Health): <http://www.saglikyatirimlari.gov.tr/>
- Ministry of Energy and Natural Resources: <http://www.enerji.gov.tr/>
- Ministry of Treasury and Finance: <https://www.treasury.gov.tr/>
- Presidency of Strategy and Budget: <http://www.sbb.gov.tr/>
- Turkish Wealth Fund: <http://turkiyevarlikfonu.com.tr/>
- Privatization Administration: <http://www.oib.gov.tr/>

- European Bank for Reconstruction and Development: <http://www.ebrd.com/turkey.html>
- European Investment Bank: <http://www.eib.org/infocentre/contact/offices/turkey-istanbul.htm>
- International Finance Corporation: <http://www.ifc.org/>
- Banks in Türkiye: <https://www.bddk.org.tr/Institutions-Category/Banks/22>



PRESIDENCY OF
THE REPUBLIC OF TÜRKİYE
**INVESTMENT
OFFICE**



invest.gov.tr

